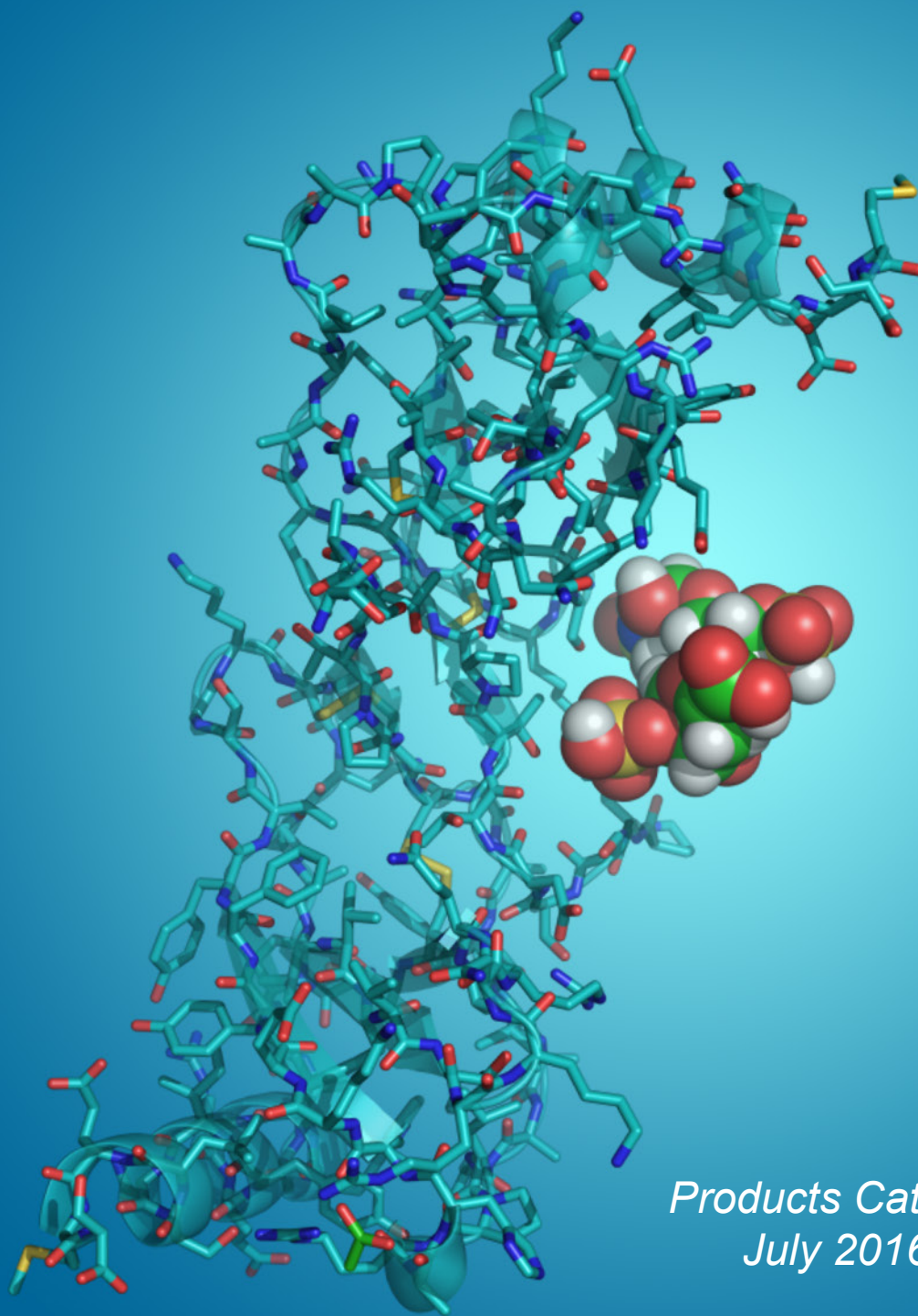


Omicron

Biochemicals, Inc.



Specialty Stable Isotopes for Biomedical Research



*Products Catalog
July 2016*

*Labeled Saccharides, Nucleosides, and Their Derivatives
New High-Mannose N-Glycans Section*

GENERAL INFORMATION

Contact Information	4
Orders	4
Product Guarantee	5
Enrichment Levels	5
Quality Assurance	5
Custom Synthesis	6
Applications for Human Use	6
cGMP Synthesis	6
Pricing and Quotations	7
Payment Options	7
Research Collaborations and Agreements	7
Shipping Information	8
Handling	8
Delivery Times	8
Order Form	9

INDEX BY COMPOUND CLASS.....	10
HIGH-MANNOSE N-GLYCANS INDEX...	13
KEY TO PRODUCT LISTING	14
ALPHABETICAL PRODUCT LIST	15
CATALOG NUMBER INDEX.....	84

INDEX BY COMPOUND CLASS

Aldaric Acids	10
Alditols	10
Aldonic Acids	10
Aldoses, 2 Carbon (Aldodioses)	10
Aldoses, 3 Carbon (Aldotrioses)	10
Aldoses, 4 Carbon (Aldotetroses)	10
Aldoses, 5-carbon (Aldopentoses)	10
Aldoses, 6-carbon (Aldohexoses)	10
Aldoses, 7-carbon (Aldoheptoses)	10
Aldoses, Branched-chain	10
Amino Acid Glycosides	10
Aminosugars	10
Anhydrides	11
Deoxyaldoses	11
Deoxyketoses	11
Deoxyribonucleosides	11
Disaccharides	11
Glycals	11
Halogenated Saccharides	11
Keto Acids	11
Ketoaldoses (Osones)	11
Ketoses, 4-carbon (Ketotetroses)	11
Ketoses, 5-carbon (Ketopentoses)	12
Ketoses, 6-carbon (Ketoheptoses)	12
Ketoses, 7-carbon (Ketoheptoses)	12
Lactones	12
Methyl Glycosides	12
Miscellaneous Compounds	12
Nucleotides	12
Oligosaccharides	12
Phenyl Glycosides	12
Phosphorylated Saccharides	12
Polysaccharides	12
Ribonucleosides	12
Sugar Nucleotides	12
Trisaccharides	12
Uronic Acids	12
Vitamins	12



COVER IMAGE

The x-ray crystal structure of the chemokine RANTES (Regulated on Activation, Normal T cell Expressed and Secreted) homodimer complexed with a tri-sulfated heparin disaccharide. This structure was reported by: Jeffrey P. Shaw, Zoë Johnson, Frédéric Borlat, Catherine Zwahlen, Andreas Kungl, Karen Roulin, Axel Harrenga, Timothy N. C. Wells and Amanda E. I. Proudfoot, *Structure* **2004**, *12*, 2081-2093. The graphic representation of the complex was prepared by Dr. Allen G. Oliver, Notre Dame X-Ray Facility, Department of Chemistry and Biochemistry, University of Notre Dame, Notre Dame, Indiana.

OMICRON BIOCHEMICALS, INC. develops new and improved methods to introduce stable isotopes, primarily ^{13}C , ^2H , ^{15}N and ^{18}O , into biologically-important compounds. We specialize in the synthesis of labeled carbohydrates, nucleosides, and their derivatives, and undertake the synthesis of other classes of compounds on a custom basis. Our particular strengths lie in the preparation of site-specifically labeled compounds, but uniformly labeled products are also available.

Over the past few years, Omicron has devoted increased effort to the preparation of oligosaccharides, including high mannose *N*-glycans and human milk oligosaccharides (HMOs). The laboratory can prepare virtually any sub-fragment of the high mannose *N*-glycan precursor 14-mer, $\text{Glc}_3\text{Man}_9\text{GlcNAc}_2$. These oligosaccharides are prepared via chemical methods and are available in high purity (typically >98%) and in amounts ranging from 1-50 milligrams. Oligosaccharide fragments of complex-type and hybrid *N*-glycans of human glycoproteins are also available. We have emerging capabilities in the preparation of human milk oligosaccharides (HMOs) on large scales (1-100 g), which have garnered increased attention as beneficial dietary supplements for newborn infants. See page 13 for an index to our high-mannose *N*-glycan products.

Our synthetic approaches include chemical, chemi-enzymic, enzymic and biological methods. We collaborate with academic and commercial laboratories to develop and distribute our products, and engage in collaborative research projects.

Omicron remains faithful to its corporate mission established in 1982: to supply customers worldwide with high quality stable isotopically labeled carbohydrates, nucleosides, and their derivatives at competitive prices in a timely fashion, to offer exceptional personalized customer service, to provide continued opportunities for the professional growth of our employees, and to follow a sustainable business model having minimal environmental impacts.



CONTACT INFORMATION

Mail: Omicron Biochemicals, Inc.
115 South Hill Street
South Bend, IN 46617-2701 USA

Phone: 574-287-6910

Fax: 574-287-7165

E-mail: omicron@omicronbio.com

Web: omicronbio.com

An electronic (PDF) copy of this catalog is available for downloading on the Omicron web site. The web site also contains company and product information not found in this catalog.

ORDERS

Orders may be placed by phone, fax, e-mail, or through the Omicron web site. To place an order, the following information is needed:

- ◆ Institution or company name
- ◆ Contact name
- ◆ Email address (for notification of shipment)
- ◆ Catalog number & product name
- ◆ Quantity
- ◆ Shipping address
- ◆ Billing address
- ◆ Phone number
- ◆ Purchase order number (if available)
- ◆ Visa or Mastercard information (if desired)
- ◆ FedEx® or DHL® account number (if available)
- ◆ For USA orders, indicate one or two day shipping preference

A standard order form is provided on page 9 of this catalog and is also available for downloading on our web site at www.omicronbio.com/orderform.pdf.

PRODUCT GUARANTEE

All products listed in this catalog are prepared in our laboratories to meet high standards of chemical and isotopic purity. Customer needs and concerns are addressed fully and promptly via phone, fax or e-mail. All products sold by Omicron are unconditionally guaranteed. Should a product be found unsatisfactory, we will accept its return and reimburse the buyer for its full cost.

ENRICHMENT LEVELS

- ◆ ^{13}C 99 atom-% unless otherwise stated
- ◆ ^2H 98 atom-% unless otherwise stated
- ◆ ^{15}N 98 atom-%
- ◆ ^{18}O 50-95 atom-%, depending on customer requirement

QUALITY ASSURANCE

Products are assayed for chemical purity and percent isotopic enrichment by:

Routine Assays:

- ◆ NMR spectroscopy (300 MHz)
- ◆ HPLC
- ◆ melting point (when appropriate)

Additional Assays:

- ◆ 600 and 800 MHz NMR
- ◆ cyanide assay
- ◆ elemental analysis
- ◆ gas-liquid chromatography
- ◆ heavy metals assay
- ◆ IR spectrophotometry
- ◆ mass spectrometry
- ◆ optical rotation
- ◆ pyrogenicity
- ◆ sterility
- ◆ UV-VIS spectrophotometry
- ◆ water analysis

Additional assays can be requested by the customer. Costs associated with these additional assays are billed to the customer.

Additional QA information is available on the Omicron web site.

CUSTOM SYNTHESIS

We encourage inquiries regarding custom synthesis of unlabeled and stable isotopically labeled compounds, especially those containing carbohydrate constituents. We can prepare singly labeled, multiply labeled, and mixed labeled carbohydrates, nucleosides, and their derivatives. Many D-sugars can also be supplied in the L-configuration.

Examples of custom syntheses Omicron has completed over the past few years include:

- ◆ D-[1,5,6-¹³C₃]glucose
- ◆ 3-O-methyl-D-[UL-¹³C₆]glucose
- ◆ D-[UL-²H₁₂]glucose
- ◆ cytidine 5'-monophospho-β-N-acetyl-D-[1,2,3-¹³C₃]neuraminic acid (disodium salt)
- ◆ uridine diphosphate-α-D-[UL-¹³C₆]galactose (disodium salt)

The following information should be provided when requesting a quotation for a custom synthesis:

- ◆ Chemical structure, name, and position(s) of label(s)
- ◆ Literature references for synthesis (if available)
- ◆ Preferred method of synthesis (if available)
- ◆ Desired quantity

Technical responses to these requests are normally provided within five (5) working days. For those syntheses we undertake, a quotation and delivery time will be provided within two (2) weeks of the initial inquiry.

APPLICATIONS FOR HUMAN USE

All of our standard (non-cGMP) products are intended for investigational use only. Persons intending to use standard Omicron products in applications involving human subjects assume the responsibility for these applications, and are required to comply with appropriate regulations, guidelines and procedures. Regulatory agencies should be consulted for pertinent information before conducting studies of this type. In some instances, approval may need to be obtained from the U.S. Food and Drug Administration (U.S.-based studies) or from similar agencies in the country where the studies are to be conducted. Omicron will supply supporting information (general details of synthesis, analytical tests, etc.) to assist groups in obtaining formal approval of their studies by these agencies. Upon request, Omicron will ultrafilter standard products that are to be tested for sterility and/or pyrogenicity for an extra fee. Persons intending to use our products for *in vivo* applications, especially in humans, are advised to have appropriate independent tests of the formulated and/or repackaged product conducted by a qualified agent prior to usage. Omicron will work on a confidential basis with groups conducting such tests.

CGMP SYNTHESIS FOR HUMAN CLINICAL STUDIES

Omicron Biochemicals has significant experience in the preparation of its labeled products that meet cGMP standards for use in human clinical studies. Because the details of these syntheses depend on the specific project, Omicron works closely with clients to develop final product specifications, and a plan for routine review and inspection of our processes as the work progresses. The latter would include client inspection of those cGMP documents pertinent to the project, including the Master Batch Record. We will also file DMF documents with the FDA if appropriate. Please inquire for a more detailed description of our capabilities.

PRICING AND QUOTATIONS

- ◆ All prices are in U.S. dollars and are subject to change without notice. The Omicron web site may reflect price changes more quickly than the catalog. Omicron is not liable for any typographical errors.
- ◆ We often sell quantities smaller than those listed in this catalog. Please request a quotation.
- ◆ Discounts are usually given for quantities larger than those listed in this catalog. Please request a quotation.
- ◆ Quotations are valid for 90 days unless otherwise stated. If requested, longer periods of validity can be quoted.
- ◆ Quotations and listed prices do not include shipping and handling charges, shipping insurance, SED (EEI) fees, and duties/taxes.

PAYMENT OPTIONS

Payments are to be made in U.S. dollars by one of the following methods:

- ◆ check (USA) or international draft (draft fees are paid by the customer)
- ◆ wire transfer (wire fees are paid by the customer)
- ◆ MasterCard
- ◆ VISA

All payments are due within thirty (30) days of the invoice date.

Credit card payments are processed when the order is shipped. If you wish to pay by MasterCard or Visa, please phone or fax your card information. We do not accept credit card information on our web site. The following information is required for credit card payments:

- ◆ 16 digit card number
- ◆ the name as it appears on the card
- ◆ the complete address to which the credit card statement is mailed
- ◆ expiration date
- ◆ security code (the last 3 digits of the number on the back of the card)
- ◆ Customer Code Number (if applicable)

RESEARCH COLLABORATIONS AND AGREEMENTS

Omicron participates in confidential collaborations and agreements with research groups in academia, industry and government under various circumstances. These circumstances include:

- ◆ Involvement over an extended period of time in the synthesis of unique labeled compounds for use in research applications
- ◆ Conversion of labeled precursors to other labeled products
- ◆ Involvement as a co-principal investigator on research grants/projects or as a consultant/contracted agent on such projects

Collaborations are conducted under strict client confidentiality. Further information about these opportunities will be provided upon request.

SHIPPING INFORMATION

United States

Products are shipped and insured by FedEx®. If the customer has a FedEx account, the account number should be provided with the purchase order. If the customer does not provide a FedEx account number, shipping and insurance fees will be added to the product invoice.

Two-day shipping is routinely used unless the customer requests one-day delivery.

International

We prefer to ship international orders by FedEx®. If the customer has a FedEx account, the account number should be provided with the purchase order. We may use DHL® if the customer provides a DHL account number. If a FedEx or DHL account number is provided, then FedEx or DHL will bill the account for shipping, insurance, and import duties and taxes. If a FedEx or DHL account is not provided, we will bill you for shipping and insurance when the order is shipped. FedEx or DHL will collect the duties and taxes directly from your institution.

We will only ship Free on Board (FOB).

Delivery of international shipments varies per country and customs procedures.

An Electronic Export Information (EEI) fee, formerly known as the Shipper's Export Declaration (SED), may be added to international orders greater than \$2,500.

HANDLING

We may add handling charges to orders that request special bottling and/or packaging. An example would be an order that requests a product to be split among multiple vials.

DELIVERY TIMES

Products in Stock

Products in stock are typically shipped within two (2) business days of receipt of the order.

Non-Stock Products

In response to a request for a product not in stock, the customer will be informed of the expected shipping date.

ORDER FORM

OMICRON BIOCHEMICALS, INC.

Phone: 574-287-6910

Fax: 574-287-7165

115 South Hill Street

South Bend, IN 46617-2701 USA

Contact Name: _____

Date: _____

Company: _____

Phone: _____

Email: _____

Fax: _____

Shipping Address: _____

Billing Address (N/A for credit cards): _____

FedEx Account Number: _____

If not provided, shipping and insurance fees will be added to the product invoice.

USA orders please indicate one or two day shipping preference: _____

Payment Options:

Please enter Purchase Order Number or Credit Card Information.

Purchase Order: _____

Visa

Mastercard

Card Number: _____

Exp. Date: _____

Security Code (last 3 digits on card back): _____

Name on Card: _____

Address to which card statement is mailed:

Catalog Number	Compound Name	Unit Size	Unit Price *	Qty	Total Price

* Shipping, insurance, import duties/taxes, and export fees are not included in our listed prices. These will be determined and added when your order is shipped. We will only ship international orders Free on Board (FOB).

If you have specific packaging or testing requirements, you may provide them here. Additional charges may be applied.

Aldaric Acids

arabinaric acid (dipotassium arabinarate)..... 23
 ribaric acid (disodium ribarate) 70
 xylaric acid (disodium xylarate)..... 80

Alditols

adonitol (see ribitol)..... 70
 allitol..... 19
 arabinitol..... 23
 arabite (see arabinitol) 23
 arabitol (see arabinitol) 23
 dulcitol (see galactitol)..... 38
 dulcitol (see galactitol)..... 38
 erythritol 33
 galactitol 38
 glucitol 41
 glycerol 50
 iditol..... 52
 inositol 53
 lyxitol (see arabinitol) 23
 mannitol..... 57
 ribitol 70
 sorbitol (see glucitol) 41
 talitol..... 74
 xylitol 80

Aldonic Acids

arabinonic acid 24
 6-deoxy-galactonic acid (see fuconic acid) 37
 6-deoxy-L-mannonic acid (see rhammonic acid) 69
 fuconic acid 37
 α -D-glucoheptonic acid..... 43
 gluconic acid 43
 D-glycero-D-guloheptonic acid
 (see α -D-glucoheptonic acid)..... 43
 gulonic acid..... 52
 idonic acid..... 52
 lyxonic acid 55
 Potassium arabinonate (see arabinonic acid) 24
 Potassium fuconate (see fuconic acid)..... 37
 Potassium gluconate (see gluconic acid) 43
 Potassium lyxonate (see lyxonic acid) 55
 Potassium talonate (see talonic acid)..... 74
 Potassium xylonate (see xylonic acid) 80
 rhammonic acid..... 69
 Sodium arabinonate (see arabinonic acid) 24
 Sodium gluconate (see gluconic acid)..... 43
 Sodium gulonate (see gulonic acid)..... 52
 Sodium idonate (see idonic acid)..... 52
 Sodium rhamnonate (see rhammonic acid)..... 69
 talonic acid 74
 xylonic acid 80

Aldoses, 2 Carbon (Aldodioses)

glycolaldehyde..... 51

Aldoses, 3 Carbon (Aldotrioses)

2,3-dihydroxypropanal (see glyceraldehyde)..... 49
 glyceraldehyde 49

Aldoses, 4 Carbon (Aldotetroses)

erythrose 33
 threose 75

Aldoses, 5-carbon (Aldopentoses)

arabinose 24
 lyxose..... 56
 ribose 70
 xylose..... 80

Aldoses, 6-carbon (Aldohexoses)

allose..... 20
 altrose 20
 galactopyranose 39
 galactose 40
 glucose..... 45
 gulose 52
 idose 52
 mannose..... 59
 3-O-methyl-D-glucose 67
 3-O-methyl-D-mannose 68
 talose 75

Aldoses, 7-carbon (Aldoheptoses)

D-glycero-D-galactoheptose (see mannoheptose) 58
 mannoheptose..... 58

Aldoses, Branched-chain

apiose 23

Amino Acid Glycosides

mannopyranosyl-serine 59
 mannopyranosyl-threonine..... 59

Aminosugars

2-acetamido-2-deoxy-galactose
 (see *N*-acetylgalactosamine)..... 15
 2-acetamido-2-deoxy-glucose
 (see *N*-acetylglucosamine) 15
 2-acetamido-2-deoxy-mannose
 (see *N*-acetylmannosamine) 17
 2-acetamido-2-deoxy-talose (see *N*-acetyltalosamine) 18
 2-acetamido-2,6-dideoxy-galactose
 (see *N*-acetyl-L-fucosamine) 15
 2-acetamido-2,6-dideoxy-L-talose..... 15
N-acetyl-6-deoxy-L-talosamine
 (see 2-acetamido-2,6-dideoxy-L-talose) 15
N-acetyl-L-fucosamine..... 15
N-acetylgalactosamine 15
N-acetylglucosamine 15
N-acetylmannosamine 17
N-acetylneuraminic acid 17

Index by Compound Class

<i>N</i> -acetyl-L-pneumosamine (see 2-acetamido-2,6-dideoxy-L-talose).....	15
<i>N</i> -acetylaltosamine.....	18
4-aminobutyl α -D-mannopyranoside	21
2-amino-2-deoxy-D-galactose	21
2-amino-2-deoxy-D-glucose.....	21
2-amino-2-deoxy-D-mannose.....	22
galactosamine (see 2-amino-2-deoxy-D-galactose)....	21
glucosamine (see 2-amino-2-deoxy-D-glucose)	21
mannosamine (see 2-amino-2-deoxy-D-mannose).....	22
sialic acid (see <i>N</i> -acetylneuraminic acid).....	17

Anhydrides

1,6-anhydro- β -D-galactose	22
1,5-anhydro-D-glucitol	22
1,6-anhydro- β -D-glucose	22
1,5-anhydro-sorbitol (see 1,5-anhydro-D-glucitol).....	22
dianhydro D-glucitol.....	33
dianhydro-D-sorbitol (see dianhydro D-glucitol).....	33
isosorbide (see dianhydro D-glucitol).....	33

Deoxyaldoses

2-deoxy-D- <i>arabino</i> -hexose (see 2-deoxy-D-glucose)..	30
3-deoxy-D- <i>arabino</i> -hexose (see 3-deoxy-D-mannose)	31
6-deoxy-galactose (see fucose).....	37
2-deoxy-D-glucose	30
3-deoxy-D-glucose	30
3-deoxy-D-mannose.....	31
6-deoxy-L-mannose (see rhamnose).....	69
3-deoxy-D- <i>ribo</i> -hexose (see 3-deoxy-D-glucose).....	30
2-deoxy-D-ribose	31
fucose	37
rhamnose	69

Deoxyketoses

1-deoxy-D-ribulose	32
6-deoxy-tagatose (see fuculose)	38
1-deoxy-D-xylulose	33
fuculose.....	38

Deoxyribonucleosides

2'-deoxyadenosine	27
2'-deoxycytidine.....	28
2'-deoxyguanosine.....	31
2'-deoxyuridine.....	32
thymidine	76

Disaccharides

T-antigen (see Gal(β 1-3)GalNAc)	39
cellobiose	26
diacetylchitobiose (GlcNAc β -4GlcNAc)	16
β -D-fructofuranosyl α -D-glucopyranoside (see sucrose).....	73
4-O- β -D-galactopyranosyl-D-fructose (see lactulose). 55	
Gal(β 1-3)GalNAc.....	39
4-O- β -D-galactopyranosyl-D-glucose (see lactose).....	55
Gal(β 1-4)Man	39

1-O-D-glucopyranosyl-D-glucopyranoside (see trehalose).....	77
4-O- α -D-glucopyranosyl-D-glucose (see maltose).....	57
4-O- β -D-glucopyranosyl-D-glucose (see cellobiose)...	26
6-O- α -D-glucopyranosyl-D-glucose (see isomaltose) .	53
isomaltose.....	53
lactose.....	55
β -lactosyl ureide dihydrate	55
lactulose.....	55
maltose	57
mannobiose (see mannose disaccharides).....	61
mannose disaccharides.....	61
methyl-mannopyranosyl-D-mannopyranoside.....	67
neotrehalose (see α,β -trehalose)	77
sucrose.....	73
trehalose	77

Glycals

tri-O-acetyl-D-galactal.....	78
tri-O-acetyl-D-glucal	78

Halogenated Saccharides

2-deoxy-2-chloro-D-glucose.....	28
2-deoxy-2-chloro-D-mannose	28
3-deoxy-3-fluoro-D-dulcitol (see 3-deoxy-3-fluoro-D-galactitol)	29
3-deoxy-3-fluoro-D-galactitol.....	29
3-deoxy-3-fluoro-D-galactose	29
3-deoxy-3-fluoro-D-glucitol	29
2-deoxy-2-fluoro-D-glucose	29
2-deoxy-2-fluoro-D-glucose-6-phosphate	29
3-deoxy-3-fluoro-D-glucose	29
4-deoxy-4-fluoro-L-gulitol (see 3-deoxy-3-fluoro-D-glucitol).....	29
2-deoxy-2-fluoro-D-mannose	30
3-deoxy-3-fluoro-D-xylose	30
fludeoxyglucose (see 2-deoxy-2-fluoro-D-glucose)....	29

Keto Acids

2-keto-L-gulonic acid	54
pyruvic acid (Sodium pyruvate)	69

Ketoaldoses (Osones)

D- <i>arabino</i> -hexos-2-ulose (see glucosone)	49
3-deoxy-D- <i>erythro</i> -hexos-2-ulose (see 3-deoxy-D-glucosone)	30
3-deoxy-D-glucosone	30
glucosone.....	49
2-keto-3-deoxy-glucose (see 3-deoxy-D-glucosone). 30	
2-keto-D-glucose (see glucosone).....	49
2-keto-L-xylose (see xylosone)	82
<i>threo</i> -pentos-2-ulose (see xylosone)	82
xylosone.....	82

Ketoses, 4-carbon (Ketotetroses)

erythrulose	34
<i>glycero</i> -tetrulose (see erythrulose)	34

Ketoses, 5-carbon (Ketopentoses)

adonose (see ribulose).....	72
erythro-pent-2-ulose (see ribulose)	72
ribulose	72
threo-pent-2-ulose (see xylulose).....	82
xylulose.....	82

Ketoses, 6-carbon (Ketoheptoses)

fructose.....	34
psicose.....	69
sorbose	73
tagatose	74

Ketoses, 7-carbon (Ketoheptoses)

manno-hept-2-ulose	58
--------------------------	----

Lactones

allono-lactone (allonic acid lactone).....	20
arabinono-lactone (arabinonic acid lactone)	24
erythrono-lactone (erythronic acid lactone)	33
galactono-lactone (galactonic acid lactone)	39
glucono-lactone (gluconic acid lactone).....	44
gulono-lactone (gulonic acid lactone)	52
1,2-O-isopropylidene- α -D-glucurono-6,3-lactone.....	54
lyxono-lactone (lyxonic acid lactone).....	56
mannono-lactone (mannonic acid lactone).....	59
ribono-lactone (ribonic acid lactone)	70
talono-lactone (talonic acid lactone)	75
xylono-lactone (xylonic acid lactone).....	80

Methyl Glycosides

methyl D-glucopyranoside.....	67
-------------------------------	----

Miscellaneous Compounds

acetaldehyde	15
acetyl tri-benzoyl ribofuranoside.....	18
1,2-O-isopropylidene- α -D-xylono-pentodialdo- 1,4-furanose.....	54
mannose triflate (see tetra-acetyl- trifluoromethanesulfonyl-mannopyranose)	75
tetra-acetyl-trifluoromethanesulfonyl-mannopyranose	75
water- ¹⁸ O.....	80

Nucleotides

adenosine 5'-monophosphate	19
5'-adenylic acid (see adenosine 5'-monophosphate)....	19
uridine 5'-monophosphate	79
5'-uridylic acid (see uridine 5'-monophosphate).....	79

Oligosaccharides

N-acetylglucosamine (chito) oligomers	16
isomalto oligosaccharides.....	54
maltose oligosaccharides.....	57
mannose 4-mer.....	62
mannose 5-mer.....	63
mannose 6-mer.....	64
mannose 7-mer.....	65

mannose oligosaccharides higher than 7	66
mannose oligosaccharides with one GlcNAc unit.....	66
mannose oligosaccharides with two GlcNAc units	67

Phenyl Glycosides

2-nitrophenyl β -D-galactopyranoside.....	68
4-nitrophenyl α -D-mannopyranoside.....	69

Phosphorylated Saccharides

2-deoxy-2-fluoro-D-glucose-6-phosphate	29
2-deoxy-D-glucose-6-phosphate	30
fructose 1,6-bisphosphate	37
fructose 6-phosphate.....	37
fucose 1-phosphate	38
galactopyranosyl 1-phosphate.....	39
glucopyranosyl 1-phosphate	44
glucose 6-phosphate.....	49

Polysaccharides

dextrin	33
---------------	----

Ribonucleosides

adenosine.....	18
cytidine	27
guanosine.....	51
inosine	53
5-methyl-uridine (see ribothymidine).....	72
ribothymidine	72
uridine.....	78

Sugar Nucleotides

cytidine monophospho- β -N-acetyl-D-neuraminic acid	27
uridine diphosphate- α -N-acetyl-D-glucosamine.....	79
uridine diphosphate- α -D-galactose	79
uridine diphosphate- α -D-glucose	79

Trisaccharides

NeuNAc-Gal-GalNAc.....	18
4-aminobutyl (α -D-Manp)-(1 \rightarrow 2)-(α -D-Manp)-(1 \rightarrow 2)- α -D-Manp.....	21
ST-antigen (see NeuNAc-Gal-GalNAc)	18
isomaltotriose.....	53
maltotriose hydrate	57
mannose trisaccharides	61
methyl di-mannopyranosyl-D-mannopyranoside.....	68
triacylchitotriose (GlcNAc β -4GlcNAc β -4GlcNAc)	16

Uronic Acids

altruronic acid (Potassium altruronate).....	21
galacturonic acid (Potassium galacturonate).....	41
glucuronic acid (Sodium glucuronate)	49
iduronic acid (Sodium iduronate)	53

Vitamins

ascorbic acid (vitamin C).....	26
--------------------------------	----

These oligosaccharides are prepared via chemical methods and are available in high purity (typically >98%) and in amounts ranging from 1-50 milligrams. For catalog numbers and chemical structures please refer to the listed page number. We have adopted the short form of oligosaccharide nomenclature as proposed in section 2-Carb-38-5 of NOMENCLATURE OF CARBOHYDRATES (Recommendations 1996) and published in *Advances in Carbohydrate Chemistry and Biochemistry*, 1997;52:43-177. We use square brackets to indicate branches.

Nested Fragments with only D-Mannose residues

Man α -2Man	61
Man α -3Man	61
Man α -6Man	61
Man α -2Man α -2Man	61
Man α -2Man α -3Man	61
Man α -2Man α -6Man	61
Man α -3Man α -6Man	62
Man α -6Man α -6Man	62
Man α -3[Man α -6]Man	62
Man α -4[Man α -6]Man	62
Man α -2Man α -2Man α -2Man	62
Man α -2Man α -2Man α -3Man	62
Man α -2Man α -2Man α -6Man	62
Man α -2Man α -3Man α -6Man	62
Man α -2Man α -6Man α -6Man	62
Man α -2Man α -3[Man α -6]Man	63
Man α -2Man α -6[Man α -3]Man	63
Man α -3Man α -6[Man α -3]Man	63
Man α -6Man α -6[Man α -3]Man	63
Man α -3[Man α -6]Man α -6Man	63
Man α -3[Man α -4][Man α -6]Man	63
Man α -2Man α -2Man α -3[Man α -6]Man	63
Man α -2Man α -3Man α -6[Man α -3]Man	63
Man α -2Man α -6Man α -6[Man α -3]Man	63
Man α -2Man α -3[Man α -6]Man α -6Man	64
Man α -2Man α -6[Man α -3]Man α -6Man	64
Man α -2Man α -3[Man α -2Man α -6]Man	64
Man α -2Man α -3[Man α -3Man α -6]Man	64
Man α -2Man α -3[Man α -6Man α -6]Man	64
Man α -6Man α -4[Man α -6Man α -6]Man	64
Man α -3[Man α -6]Man α -6[Man α -3]Man	64
Man α -2Man α -2Man α -3[Man α -3Man α -6]Man	64
Man α -2Man α -2Man α -3[Man α -6Man α -6]Man	64
Man α -2Man α -3Man α -6[Man α -2Man α -3]Man	65
Man α -2Man α -6Man α -6[Man α -2Man α -3]Man	65
Man α -2Man α -3[Man α -2Man α -6]Man α -6Man	65
Man α -2Man α -3[Man α -6]Man α -6[Man α -3]Man	65
Man α -3[Man α -6]Man α -6[Man α -2Man α -3]Man	65

Man α -2Man α -2Man α -3[Man α -2Man α -3Man α -6]Man..... 65
 Man α -2Man α -2Man α -3[Man α -2Man α -6Man α -6]Man..... 65
 Man α -2Man α -2Man α -3[Man α -3[Man α -6]Man α -6]Man 65
 Man α -2Man α -3[Man α -6]Man α -6[Man α -2Man α -3]Man 66

 Man α -2Man α -3[Man α -6]Man α -6[Man α -2Man α -2Man α -3]Man 66

 Man α -2Man α -3[Man α -2Man α -6]Man α -6[Man α -2Man α -2Man α -3]Man... 66

Nested Fragments with one D-GlcNAc residue

Man α -3Man β -4GlcNAc 66
 Man α -3[Man α -6]Man β -4GlcNAc..... 66
 Man α -3Man α -6[Man α -3]Man β -4GlcNAc 66
 Man α -6Man α -6[Man α -3]Man β -4GlcNAc 66
 Man α -2Man α -3Man α -6[Man α -3]Man β -4GlcNAc..... 66
 Man α -2Man α -6Man α -6[Man α -3]Man β -4GlcNAc..... 67

Nested Fragments with two D-GlcNAc residues

Man β -4GlcNAc β -4GlcNAc 67
 Man α -2Man α -2Man α -3Man β -4GlcNAc β -4GlcNAc..... 67

CUSTOM SYNTHESIS

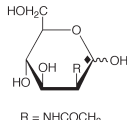
If you do not see the compound you need, please remember we offer custom synthesis. See page 6 for details.

KEY TO PRODUCT LISTING

Products are listed alphabetically by product name. To find a product by catalog number, see the Catalog Number Index in the back of the catalog. The PDF version of this catalog, available on the Omicron web site, incorporates bookmarks and hyperlinks for quick navigation.

- ❶ Synonym referral to product listing
- ❷ Product listing
- ❸ Omicron Catalog Number
- ❹ Chemical Abstracts Services Registry Number®, if assigned.
UN Indicates CAS Number is for the unlabeled compound.
- ❺ Price list: quantity and \$ amount (USD)

SAMPLE LISTINGS

❶	Alternate Product Name see Product Name <i>page number</i>		
❷	❸ MAN-001	Product Name (Alternate Product Name)	❹
	MW 222.20	¹³ CC ₇ H ₁₅ NO ₆	[3615-17-6] ^{UN}
	<i>(comments provided here)</i>		
			❺
		0.1 g	\$ 570
		025 g	\$ 1340

THANK YOU FOR YOUR BUSINESS!

PRODUCT LIST

ALY-001 [1-¹⁸O]acetaldehyde

MW 46.05 C₂H₄¹⁸O [75-07-0]^{UN}
Supplied as an aqueous solution.



Request Price

2-acetamido-2-deoxy-galactose

see *N*-acetylgalactosamine page 15

2-acetamido-2-deoxy-glucose

see *N*-acetylglucosamine page 15

2-acetamido-2-deoxy-mannose

see *N*-acetylmannosamine page 17

2-acetamido-2-deoxy-talose

see *N*-acetyltalosamine page 18

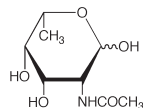
2-acetamido-2,6-dideoxy-galactose

see *N*-acetyl-L-fucosamine page 15

TAL-017 2-acetamido-2,6-dideoxy-L-talose

(*N*-acetyl-L-pneumosamine)

MW 205.21 C₈H₁₅NO₅



0.01 g \$ 800

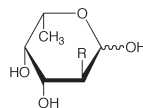
N-acetyl-6-deoxy-L-talosamine

see 2-acetamido-2,6-dideoxy-L-talose page 15

FUC-006 *N*-acetyl-L-fucosamine

(2-acetamido-2,6-dideoxy-L-galactose)

MW 205.21 C₈H₁₅NO₅



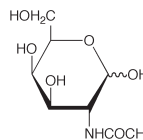
R = NHCOCH₃

0.01 g \$ 400

GAL-044 *N*-acetyl-D-galactosamine

(2-acetamido-2-deoxy-D-galactose)

MW 221.21 C₈H₁₅NO₆ [1811-31-0]

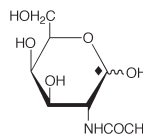


1 g \$ 120

GAL-001 *N*-acetyl-D-[1-¹³C]galactosamine

(2-acetamido-2-deoxy-D-[1-¹³C]galactose)

MW 222.20 ¹³CC₇H₁₅NO₆ [478518-53-5]



0.25 g \$ 520

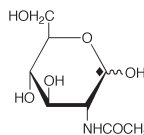
0.5 g \$ 880

1 g \$ 1500

GLC-001 *N*-acetyl-D-[1-¹³C]glucosamine

(2-acetamido-2-deoxy-D-[1-¹³C]glucose)

MW 222.20 ¹³CC₇H₁₅NO₆ [253679-94-6]



0.1 g \$ 220

0.25 g \$ 400

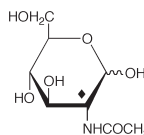
0.5 g \$ 700

1 g \$ 1200

GLC-049 *N*-acetyl-D-[2-¹³C]glucosamine

(2-acetamido-2-deoxy-D-[2-¹³C]glucose)

MW 222.20 ¹³CC₇H₁₅NO₆ [478529-39-4]



0.05 g \$ 200

0.1 g \$ 320

0.25 g \$ 660

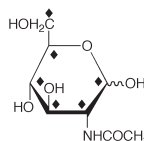
0.5 g \$ 1150

1 g \$ 2000

GLC-002 *N*-acetyl-D-[UL-¹³C₆]glucosamine

(2-acetamido-2-deoxy-D-[UL-¹³C₆]glucose)

MW 227.16 ¹³C₆C₂H₁₅NO₆ [127959-06-2]



0.1 g \$ 840

0.25 g \$ 1680

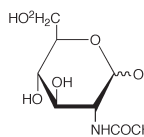
0.5 g \$ 3200

1 g \$ 6000

GLC-067 *N*-acetyl-D-[6,6'-²H₂]glucosamine

(2-acetamido-2-deoxy-D-[6,6'-²H₂]glucose)

MW 223.22 C₈²H₂H₁₃NO₆ [7512-17-6]^{UN}

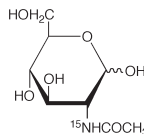


Request Price

GLC-003 *N*-acetyl-D-[¹⁵N]glucosamine

(2-[¹⁵N]acetamido-2-deoxy-D-glucose)

MW 222.21 C₈H₁₅¹⁵NO₆ [478518-85-3]



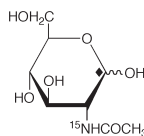
0.1 g \$ 380

0.25 g \$ 850

GLC-050 *N*-acetyl-D-[1-¹³C;¹⁵N]glucosamine

(2-[¹⁵N]acetamido-2-deoxy-D-[1-¹³C]glucose)

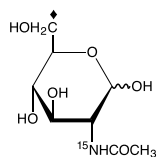
MW 223.20 ¹³CC₇H₁₅¹⁵NO₆ [478529-40-7]



0.1 g \$ 560

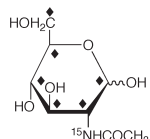
0.25 g \$ 1260

GLC-153 *N*-acetyl-D-[6-¹³C;¹⁵N]glucosamine
(2-[¹⁵N]acetamido-2-deoxy-D-[6-¹³C]glucose)
MW 223.20 ¹³C₇H₁₅¹⁵NO₆ [7512-17-6]^{UN}



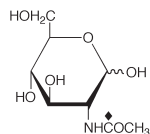
Request Price

GLC-051 *N*-acetyl-D-[UL-¹³C₆;¹⁵N]glucosamine
(2-[¹⁵N]acetamido-2-deoxy-D-[UL-¹³C₆]glucose)
MW 228.15 ¹³C₆C₂H₁₅¹⁵NO₆ [478529-41-8]



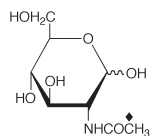
0.1 g \$ 1100
0.25 g \$ 2600

GLC-004 *N*-[1-¹³C]acetyl-D-glucosamine
(2-[1-¹³C]acetamido-2-deoxy-D-glucose)
MW 222.20 ¹³CC₇H₁₅NO₆ [478518-87-5]



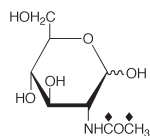
0.25 g \$ 190
0.5 g \$ 320
1 g \$ 550

GLC-005 *N*-[2-¹³C]acetyl-D-glucosamine
(2-[2-¹³C]acetamido-2-deoxy-D-glucose)
MW 222.20 ¹³CC₇H₁₅NO₆ [478518-89-7]



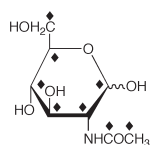
0.25 g \$ 200
0.5 g \$ 340
1 g \$ 570

GLC-006 *N*-[1,2-¹³C₂]acetyl-D-glucosamine
(2-[1,2-¹³C₂]acetamido-2-deoxy-D-glucose)
MW 223.19 ¹³C₂C₆H₁₅NO₆ [157668-96-7]



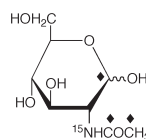
0.25 g \$ 220
0.5 g \$ 380
1 g \$ 650

GLC-052 *N*-[1,2-¹³C₂]acetyl-D-[UL-¹³C₆]glucosamine
(2-[1,2-¹³C₂]acetamido-2-deoxy-D-[UL-¹³C₆]glucose)
MW 229.14 ¹³C₈H₁₅NO₆ [478529-42-9]



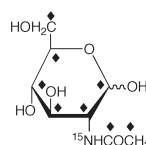
0.1 g \$ 1630
0.25 g \$ 3250

GLC-053 *N*-[1,2-¹³C₂]acetyl-D-[1-¹³C;¹⁵N]glucosamine
(2-[1,2-¹³C₂;¹⁵N]acetamido-2-deoxy-D-[1-¹³C]glucose)
MW 225.18 ¹³C₃C₅H₁₅¹⁵NO₆ [478529-43-0]



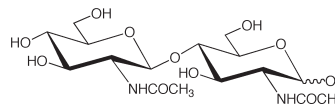
0.1 g \$ 1100
0.25 g \$ 2600

GLC-054 *N*-[1,2-¹³C₂]acetyl-D-[UL-¹³C₆;¹⁵N]glucosamine
(2-[1,2-¹³C₂;¹⁵N]acetamido-2-deoxy-D-[UL-¹³C₆]glucose)
MW 230.13 ¹³C₈H₁₅¹⁵NO₆ [478529-44-1]



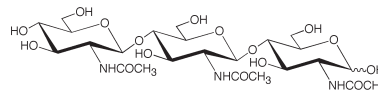
0.1 g \$ 1960
0.25 g \$ 3920

DIS-013 GlcNAcβ-4GlcNAc
(N,N'-diacetylchitobiose)
MW 424.40 C₁₆H₂₈N₂O₁₁ [35061-50-8]



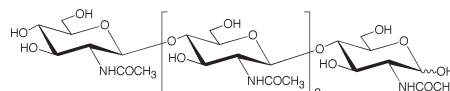
0.05 g \$ 150
0.1 g \$ 250
0.25 g \$ 520
0.5 g \$ 980

TRI-012 GlcNAcβ-4GlcNAcβ-4GlcNAc
(N,N',N''-triacetylchitotriose)
MW 627.59 C₂₄H₄₁N₃O₁₆ [38864-21-0]



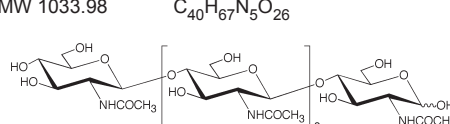
Request Price

TET-014 GlcNAcβ-4GlcNAcβ-4GlcNAcβ-4GlcNAc
(N,N',N'',N'''-tetraacetylchitotetraose)
MW 830.79 C₃₂H₅₄N₄O₂₁ [2706-65-2]



Request Price

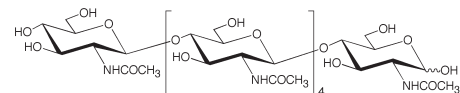
PEN-009 GlcNAcβ-4GlcNAcβ-4GlcNAcβ-4GlcNAcβ-4GlcNAc
(N,N',N'',N''',N''''-pentaacetylchitopentaose)
MW 1033.98 C₄₀H₆₇N₅O₂₆ [34647-68-2]



Request Price

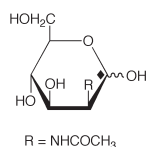
Labeled Saccharides, Nucleosides, and Their Derivatives

HEX-005 **GlcNAc β -4GlcNAc β -4GlcNAc β -4GlcNAc β -4GlcNAc β -4GlcNAc**
(N,N',N'',N''',N''''',N''''''-hexaacetylchitohexaose)
MW 1237.17 C₄₈H₈₀N₆O₃₁ [38854-46-5]



Request Price

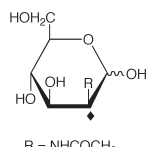
MAN-001 **N-acetyl-D-[1-¹³C]mannosamine**
(2-acetamido-2-deoxy-D-[1-¹³C]mannose)
MW 222.20 ¹³CC₇H₁₅NO₆ [3615-17-6]^{UN}



0.1 g \$ 570
0.25 g \$ 1340

R = NHCOCH₃

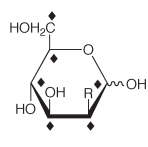
MAN-016 **N-acetyl-D-[2-¹³C]mannosamine**
(2-acetamido-2-deoxy-D-[2-¹³C]mannose)
MW 222.20 ¹³CC₇H₁₅NO₆ [3615-17-6]^{UN}



0.1 g \$ 1960
0.25 g \$ 3920

R = NHCOCH₃

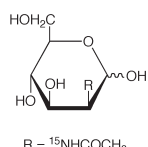
MAN-017 **N-acetyl-D-[UL-¹³C₆]mannosamine**
(2-acetamido-2-deoxy-D-[UL-¹³C₆]mannose)
MW 227.16 ¹³C₆C₂H₁₅NO₆ [3615-17-6]^{UN}



Request Price

R = NHCOCH₃

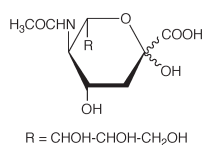
MAN-002 **N-acetyl-D-[¹⁵N]mannosamine**
(2-[¹⁵N]acetamido-2-deoxy-D-mannose)
MW 222.21 C₈H₁₅¹⁵NO₆ [3615-17-6]^{UN}



0.1 g \$ 2300

R = ¹⁵NHCOCH₃

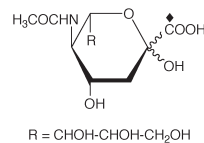
NEU-007 **N-acetyl-D-neuraminic acid**
(NANA; sialic acid)
MW 309.27 C₁₁H₁₉NO₉ [131-48-6]^{UN}



0.25 g \$ 150
0.5 g \$ 260
1 g \$ 460

R = CHO-CHOH-CH₂OH

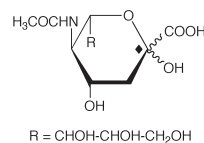
NEU-001 **N-acetyl-D-[1-¹³C]neuraminic acid**
([1-¹³C]NANA; [1-¹³C]sialic acid)
MW 310.27 ¹³CC₁₀H₁₉NO₉ [131-48-6]^{UN}



0.05 g \$ 185
0.1 g \$ 300
0.25 g \$ 575
0.5 g \$ 975
1 g \$ 1685

R = CHO-CHOH-CH₂OH

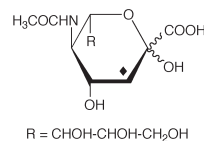
NEU-002 **N-acetyl-D-[2-¹³C]neuraminic acid**
([2-¹³C]NANA; [2-¹³C]sialic acid)
MW 310.27 ¹³CC₁₀H₁₉NO₉ [131-48-6]^{UN}



0.05 g \$ 180
0.1 g \$ 295
0.25 g \$ 565
0.5 g \$ 935
1 g \$ 1625

R = CHO-CHOH-CH₂OH

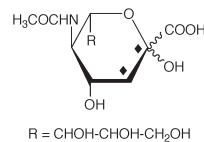
NEU-003 **N-acetyl-D-[3-¹³C]neuraminic acid**
([3-¹³C]NANA; [3-¹³C]sialic acid)
MW 310.27 ¹³CC₁₀H₁₉NO₉ [131-48-6]^{UN}



0.05 g \$ 200
0.1 g \$ 325
0.25 g \$ 635
0.5 g \$ 1065
1 g \$ 1815

R = CHO-CHOH-CH₂OH

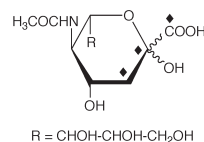
NEU-006 **N-acetyl-D-[2,3-¹³C₂]neuraminic acid**
([2,3-¹³C₂]NANA; [2,3-¹³C₂]sialic acid)
MW 311.26 ¹³C₂C₉H₁₉NO₉ [131-48-6]^{UN}



0.05 g \$ 285
0.1 g \$ 485
0.25 g \$ 935
0.5 g \$ 1565
1 g \$ 2685

R = CHO-CHOH-CH₂OH

NEU-004 **N-acetyl-D-[1,2,3-¹³C₃]neuraminic acid**
([1,2,3-¹³C₃]NANA; [1,2,3-¹³C₃]sialic acid)
MW 312.25 ¹³C₃C₈H₁₉NO₉ [131-48-6]^{UN}

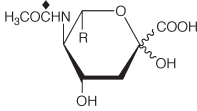


0.05 g \$ 300
0.1 g \$ 500
0.25 g \$ 975
0.5 g \$ 1625
1 g \$ 2815

R = CHO-CHOH-CH₂OH

NEU-005 **N-[1-¹³C]acetyl-D-neuraminic acid**
 ([1-¹³C;acetyl]NANA; [1-¹³C;acetyl]sialic acid)

MW 310.27 ¹³CC₁₀H₁₉NO₉ [131-48-6]^{UN}

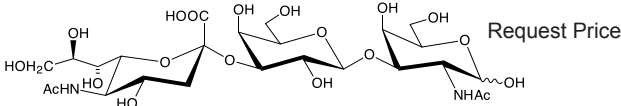


0.25 g \$ 1225
 0.5 g \$ 2015
 1 g \$ 3500

R = CHO-CHOH-CH₂OH

TRI-017 **α-NeuNAc-(2→3)-β-D-Gal-(1→3)-D-GalNAc**
 (ST-antigen)

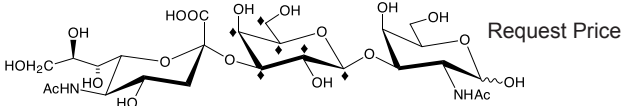
MW 674.60 C₂₅H₄₂N₂O₁₉



Request Price

TRI-018 **α-NeuNAc-(2→3)-β-D-[UL-¹³C₆]Gal-(1→3)-D-GalNAc**
 (ST-[¹³C₆^{gal}]antigen)

MW 680.56 ¹³C₆C₁₉H₄₂N₂O₁₉

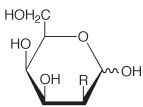


Request Price

N-acetyl-L-pneumosamine
 see 2-acetamido-2,6-dideoxy-L-talose page 15

TAL-020 **N-acetyl-D-talosamine**
 (2-acetamido-2-deoxy-D-talose)

MW 221.21 C₈H₁₅NO₆ [282727-46-2]

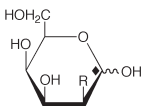


0.01 g \$ 200
 0.05 g \$ 400

R = NHCOCH₃

TAL-021 **N-acetyl-D-[1-¹³C]talosamine**
 (2-acetamido-2-deoxy-D-[1-¹³C]talose)

MW 222.20 ¹³CC₇H₁₅NO₆ [282727-46-2]^{UN}

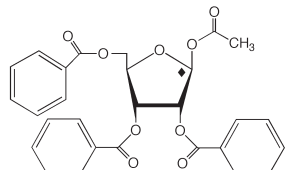


0.01 g \$ 300
 0.05 g \$ 500

R = NHCOCH₃

RIB-022 **1-O-acetyl 2,3,5-tri-O-benzoyl-β-D-[1-¹³C]ribofuranoside**

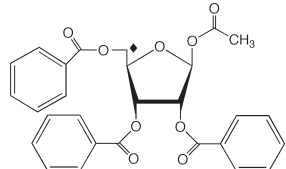
MW 505.49 ¹³CC₂₇H₂₄O₉ [6974-32-9]^{UN}



0.25 g \$ 220
 0.5 g \$ 360
 1 g \$ 600

RIB-023 **1-O-acetyl 2,3,5-tri-O-benzoyl-β-D-[5-¹³C]ribofuranoside**

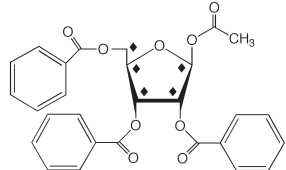
MW 505.49 ¹³CC₂₇H₂₄O₉ [6974-32-9]^{UN}



0.25 g \$ 340
 0.5 g \$ 580
 1 g \$ 1000

RIB-024 **1-O-acetyl 2,3,5-tri-O-benzoyl-β-D-[UL-¹³C₅]ribofuranoside**

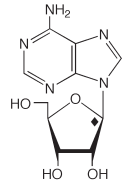
MW 509.46 ¹³C₅C₂₃H₂₄O₉ [6974-32-9]^{UN}



0.25 g \$ 500
 0.5 g \$ 860
 1 g \$ 1500

NUC-001 **[1'-¹³C]adenosine**

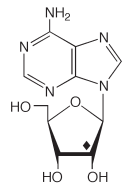
MW 268.24 ¹³CC₉H₁₃N₅O₄ [201996-55-6]



0.05 g \$ 220
 0.1 g \$ 380
 0.25 g \$ 760

NUC-002 **[2'-¹³C]adenosine**

MW 268.24 ¹³CC₉H₁₃N₅O₄ [714950-52-4]

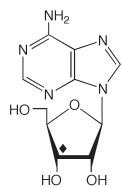


0.1 g \$ 460
 0.25 g \$ 920

Labeled Saccharides, Nucleosides, and Their Derivatives

NUC-003 [3'-¹³C]adenosine

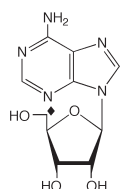
MW 268.24 ¹³CC₉H₁₃N₅O₄ [714950-53-5]



0.05 g \$ 410
0.1 g \$ 740
0.25 g \$ 1480

NUC-004 [5'-¹³C]adenosine

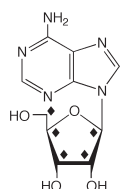
MW 268.24 ¹³CC₉H₁₃N₅O₄ [54447-57-3]



0.1 g \$ 550
0.25 g \$ 1100

NUC-005 [1',2',3',4',5'-¹³C₅]adenosine

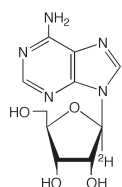
MW 272.21 ¹³C₅C₅H₁₃N₅O₄ [159496-13-6]



0.05 g \$ 320
0.1 g \$ 550
0.25 g \$ 1100

NUC-047 [1'-²H]adenosine

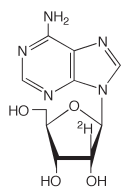
MW 268.25 C₁₀²H₁₂N₅O₄ [58-61-7]^{UN}



0.05 g \$ 280
0.1 g \$ 480
0.25 g \$ 960

NUC-060 [2'-²H]adenosine

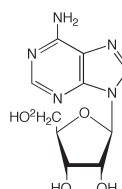
MW 268.25 C₁₀²H₁₂N₅O₄ [58-61-7]^{UN}



0.05 g \$ 340
0.1 g \$ 620
0.25 g \$ 1240

NUC-006 [5',5''-²H₂]adenosine

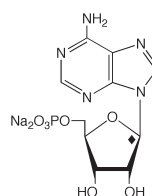
MW 269.26 C₁₀²H₂H₁₁N₅O₄ [58-61-7]^{UN}



0.1 g \$ 600
0.25 g \$ 1200

NCT-001 [1'-¹³C]adenosine 5'-monophosphate (disodium salt)

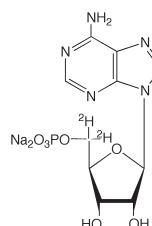
([1'-¹³C]5'-adenylic acid, disodium salt)
MW 392.18 ¹³CC₉H₁₂N₅Na₂O₇P [149022-20-8]^{UN}



0.01 g \$ 450
0.025 g \$ 900
0.05 g \$ 1650
0.1 g \$ 3000

NCT-002 [5',5''-²H₂]adenosine 5'-monophosphate (disodium salt)

([5',5''-²H₂]5'-adenylic acid, disodium salt)
MW 393.20 C₁₀²H₂H₁₀N₅Na₂O₇P [149022-20-8]^{UN}



0.01 g \$ 600
0.025 g \$ 1200
0.05 g \$ 2200
0.1 g \$ 4000

5'-adenylic acid

see adenosine 5'-monophosphate page 19

adonitol

see ribitol page 70

adonose

see ribulose page 72

ALD-001 allitol

MW 182.17 C₆H₁₄O₆ [488-44-8]



0.25 g \$ 165
0.5 g \$ 280
1 g \$ 480

ALD-002 D-[1-¹³C]allitol (L-[6-¹³C]allitol)

MW 183.17 ¹³CC₅H₁₄O₆ [488-44-8]^{UN}



0.25 g \$ 260
0.5 g \$ 450
1 g \$ 750

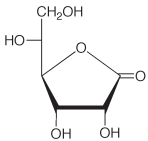
allonic acid lactone

see allono-lactone page 20

ALL-012 D-allono-1,4-lactone
(D-allonic acid γ -lactone)

MW 178.14 $C_6H_{10}O_6$ [29474-78-0]

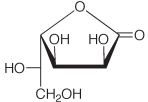
0.25 g \$ 180



ALL-013 L-allono-1,4-lactone
(L-allonic acid γ -lactone)

MW 178.14 $C_6H_{10}O_6$ [78184-43-7]

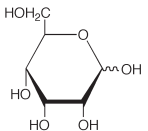
0.25 g \$ 400



ALL-003 D-allose

MW 180.16 $C_6H_{12}O_6$ [2595-97-3]

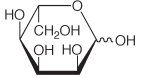
1 g \$ 120



ALL-004 L-allose

MW 180.16 $C_6H_{12}O_6$ [7635-11-2]

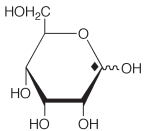
0.25 g \$ 235
0.5 g \$ 390
1 g \$ 680



ALL-001 D-[1- ^{13}C]allose

MW 181.15 $^{13}CC_5H_{12}O_6$ [70849-28-4]

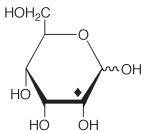
0.25 g \$ 200
0.5 g \$ 350
1 g \$ 600



ALL-002 D-[2- ^{13}C]allose

MW 181.15 $^{13}CC_5H_{12}O_6$ [2595-97-3]^{UN}

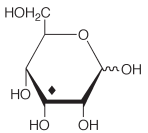
0.25 g \$ 300
0.5 g \$ 510
1 g \$ 870



ALL-006 D-[3- ^{13}C]allose

MW 181.15 $^{13}CC_5H_{12}O_6$ [2595-97-3]^{UN}

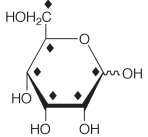
0.25 g \$ 660
0.5 g \$ 1200
1 g \$ 2200



ALL-014 D-[UL- $^{13}C_6$]allose

MW 186.11 $^{13}C_6H_{12}O_6$ [2595-97-3]^{UN}

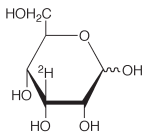
Request Price



ALL-005 D-[3- 2H]allose

MW 181.16 $C_6^2HH_{11}O_6$ [2595-97-3]^{UN}

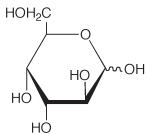
Request Price



ALT-003 D-altrose

MW 180.16 $C_6H_{12}O_6$ [1990-29-0]

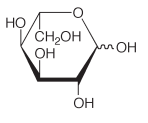
0.25 g \$ 185
0.5 g \$ 315
1 g \$ 550



ALT-004 L-altrose

MW 180.16 $C_6H_{12}O_6$ [1949-88-8]

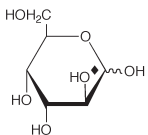
0.25 g \$ 280
0.5 g \$ 480
1 g \$ 830



ALT-001 D-[1- ^{13}C]altrose

MW 181.15 $^{13}CC_5H_{12}O_6$ [70849-27-3]

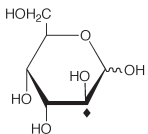
0.25 g \$ 200
0.5 g \$ 350
1 g \$ 600



ALT-002 D-[2- ^{13}C]altrose

MW 181.15 $^{13}CC_5H_{12}O_6$ [1990-29-0]^{UN}

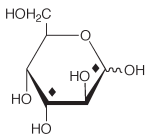
0.25 g \$ 300
0.5 g \$ 510
1 g \$ 870



ALT-014 D-[1,3- $^{13}C_2$]altrose

MW 182.14 $^{13}C_2C_4H_{12}O_6$ [1990-29-0]^{UN}

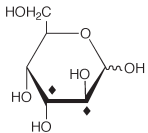
Request Price



ALT-010 D-[2,3- $^{13}C_2$]altrose

MW 182.14 $^{13}C_2C_4H_{12}O_6$ [1990-29-0]^{UN}

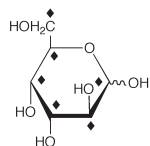
Request Price



Labeled Saccharides, Nucleosides, and Their Derivatives

ALT-011 D-[UL-¹³C₆]altrose

MW 186.11 ¹³C₆H₁₂O₆ [1990-29-0]^{UN}

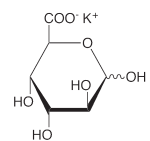


Request Price

ALT-008 D-altruronic acid, potassium salt

(Potassium D-altruronate)

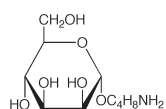
MW 232.23 C₆H₉KO₇



Request Price

MAN-050 4-aminobutyl α-D-mannopyranoside

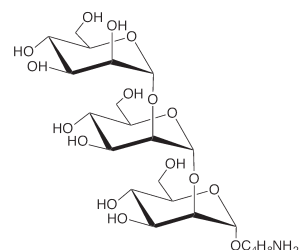
MW 251.28 C₁₀H₂₁NO₆



Request Price

TRI-014 4-aminobutyl α-D-Manp-(1→2)-α-D-Manp-(1→2)-α-D-Manp

MW 575.56 C₂₂H₄₁NO₁₆

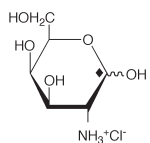


Request Price

GAL-002 2-amino-2-deoxy-D-[1-¹³C]galactose hydrochloride

(D-[1-¹³C]galactosamine hydrochloride)

MW 216.63 ¹³CC₅H₁₃NO₅·HCl [478518-54-6]



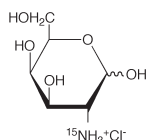
0.1 g \$ 570

0.25 g \$ 1340

GAL-003 2-[¹⁵N]amino-2-deoxy-D-galactose hydrochloride

(D-[¹⁵N]galactosamine hydrochloride)

MW 216.64 C₆H₁₃¹⁵NNO₅·HCl [478518-55-7]



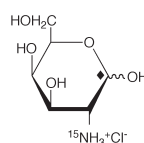
0.1 g \$ 980

0.25 g \$ 2320

GAL-032 2-[¹⁵N]amino-2-deoxy-D-[1-¹³C]galactose hydrochloride

(D-[1-¹³C,¹⁵N]galactosamine hydrochloride)

MW 217.63 ¹³CC₅H₁₃¹⁵NNO₅·HCl [1772-03-8]^{UN}

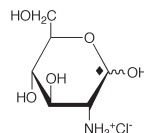


Request Price

GLC-007 2-amino-2-deoxy-D-[1-¹³C]glucose hydrochloride

(D-[1-¹³C]glucosamine hydrochloride)

MW 216.63 ¹³CC₅H₁₃NO₅·HCl [84247-63-2]



0.05 g \$ 320

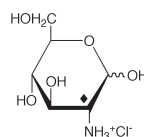
0.1 g \$ 570

0.25 g \$ 1340

GLC-070 2-amino-2-deoxy-D-[2-¹³C]glucose hydrochloride

(D-[2-¹³C]glucosamine hydrochloride)

MW 216.63 ¹³CC₅H₁₃NO₅·HCl [66-84-2]^{UN}



0.05 g \$ 420

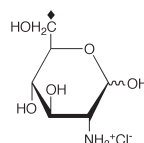
0.1 g \$ 760

0.25 g \$ 1500

GLC-096 2-amino-2-deoxy-D-[6-¹³C]glucose hydrochloride

(D-[6-¹³C]glucosamine hydrochloride)

MW 216.63 ¹³CC₅H₁₃NO₅·HCl [66-84-2]^{UN}



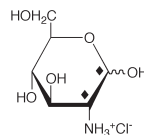
0.1 g \$ 850

0.25 g \$ 1800

GLC-092 2-amino-2-deoxy-D-[1,2-¹³C₂]glucose hydrochloride

(D-[1,2-¹³C₂]glucosamine hydrochloride)

MW 217.62 ¹³C₂C₄H₁₃NO₅·HCl [66-84-2]^{UN}



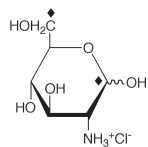
0.025 g \$ 300

0.05 g \$ 500

0.1 g \$ 850

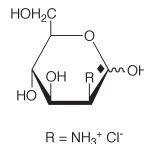
0.25 g \$ 1800

GLC-097 **2-amino-2-deoxy-D-[1,6-¹³C₂]glucose hydrochloride**
(D-[1,6-¹³C₂]glucosamine hydrochloride)
MW 217.62 ¹³C₂H₄H₁₃NO₅·HCl [66-84-2]^{UN}



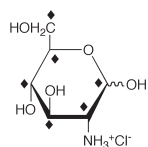
Request Price

MAN-003 **2-amino-2-deoxy-D-[1-¹³C]mannose hydrochloride**
(D-[1-¹³C]mannosamine hydrochloride)
MW 216.63 ¹³CC₅H₁₃NO₅·HCl [5505-63-5]^{UN}



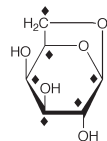
Request Price

GLC-091 **2-amino-2-deoxy-D-[UL-¹³C₆]glucose hydrochloride**
(D-[UL-¹³C₆]glucosamine hydrochloride)
MW 221.59 ¹³C₆H₁₃NO₅·HCl [66-84-2]^{UN}



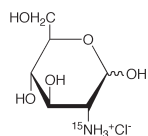
0.025 g \$ 250
0.05 g \$ 450
0.1 g \$ 800
0.25 g \$ 1600

GAL-029 **1,6-anhydro-β-D-[UL-¹³C₆]galactose**
(1,6-anhydro-β-D-[UL-¹³C₆]galactopyranose)
MW 168.09 ¹³C₆H₁₀O₅ [644-76-8]^{UN}



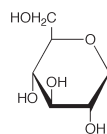
0.05 g \$ 720
0.1 g \$ 1380

GLC-008 **2-[¹⁵N]amino-2-deoxy-D-glucose hydrochloride**
(D-[¹⁵N]glucosamine hydrochloride)
MW 216.64 C₆H₁₃¹⁵NNO₅·HCl [42927-60-6]



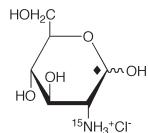
0.1 g \$ 650
0.25 g \$ 1300

ALD-070 **1,5-anhydro-D-glucitol**
(1,5-anhydro-D-sorbitol)
MW 164.16 C₆H₁₂O₅ [154-58-5]



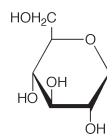
0.1 g \$ 80
1 g \$ 200

GLC-093 **2-[¹⁵N]amino-2-deoxy-D-[1-¹³C]glucose hydrochloride**
(D-[1-¹³C,¹⁵N]glucosamine hydrochloride)
MW 217.63 ¹³CC₅H₁₃¹⁵NNO₅·HCl [66-84-2]^{UN}



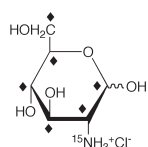
Request Price

ALD-071 **1,5-anhydro-D-[1-¹³C]glucitol**
(1,5-anhydro-D-[1-¹³C]sorbitol)
MW 165.15 ¹³CC₅H₁₂O₅ [154-58-5]^{UN}



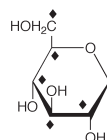
0.025 g \$ 180
0.05 g \$ 280
0.1 g \$ 500

GLC-094 **2-[¹⁵N]amino-2-deoxy-D-[UL-¹³C₆]glucose hydrochloride**
(D-[UL-¹³C₆,¹⁵N]glucosamine hydrochloride)
MW 222.58 ¹³C₆H₁₃¹⁵NNO₅·HCl [66-84-2]^{UN}



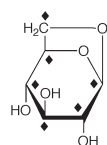
0.01 g \$ 180
0.025 g \$ 350
0.05 g \$ 600

ALD-069 **1,5-anhydro-D-[UL-¹³C₆]glucitol**
(1,5-anhydro-D-[UL-¹³C₆]sorbitol)
MW 170.11 ¹³C₆H₁₂O₅ [154-58-5]^{UN}



0.025 g \$ 220
0.05 g \$ 350
0.1 g \$ 600

GLC-009 **1,6-anhydro-β-D-[UL-¹³C₆]glucose**
(1,6-anhydro-β-D-[UL-¹³C₆]glucopyranose)
MW 168.09 ¹³C₆H₁₀O₅ [478518-93-3]



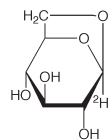
0.05 g \$ 150
0.1 g \$ 280
0.25 g \$ 560
0.5 g \$ 1080
1 g \$ 2000

Labeled Saccharides, Nucleosides, and Their Derivatives

GLC-086 1,6-anhydro-β-D-[1-²H]glucose

(1,6-anhydro-β-D-[1-²H]glucopyranose)

MW 163.15 C₆²H₉O₅ [498-07-7]^{UN}

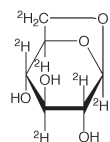


Request Price

GLC-071 1,6-anhydro-β-D-[UL-²H₇]glucose

(1,6-anhydro-β-D-[UL-²H₇]glucopyranose)

MW 169.19 C₆²H₇H₃O₅ [498-07-7]^{UN}



0.05 g \$ 305

0.1 g \$ 580

0.25 g \$ 1160

0.5 g \$ 2200

1 g \$ 4200

1,5-anhydro-sorbitol

see 1,5-anhydro-D-glucitol page 22

ST-antigen

see NeuNAc-Gal-GalNAc page 18

T-antigen

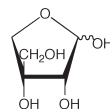
see Gal(β1-3)GalNAc page 39

API-001 D-apiose

(3-C-(hydroxymethyl)-D-glycero-tetrose)

MW 150.13 C₅H₁₀O₅ [639-97-4]

Supplied as an aqueous solution.



0.05 g \$ 100

0.1 g \$ 150

0.25 g \$ 250

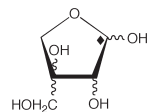
0.5 g \$ 450

1 g \$ 800

API-002 DL-[1-¹³C]apiose

MW 151.12 ¹³CC₄H₁₀O₅

Supplied as an aqueous solution.



0.25 g \$ 450

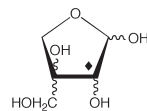
0.5 g \$ 760

1 g \$ 1300

API-003 DL-[2-¹³C]apiose

MW 151.12 ¹³CC₄H₁₀O₅

Supplied as an aqueous solution.



0.25 g \$ 480

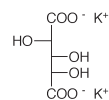
0.5 g \$ 800

1 g \$ 1400

ARA-026 D-arabinaric acid, dipotassium salt

(Dipotassium D-arabinate)

MW 256.30 C₅H₆K₂O₇

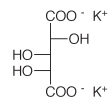


0.25 g \$ 480

ARA-025 L-arabinaric acid, dipotassium salt

(Dipotassium L-arabinate)

MW 256.30 C₅H₆K₂O₇



0.25 g \$ 480

ALD-003 D-[1-¹³C]arabinitol

(D-[1-¹³C]arabitol; D-[5-¹³C]lyxitol)

MW 153.14 ¹³CC₄H₁₂O₅ [488-82-4]^{UN}



0.1 g \$ 130

0.25 g \$ 260

0.5 g \$ 450

1 g \$ 750

ALD-004 D-[2-¹³C]arabinitol

(D-[2-¹³C]arabitol; D-[4-¹³C]lyxitol)

MW 153.14 ¹³CC₄H₁₂O₅ [488-82-4]^{UN}



0.25 g \$ 300

0.5 g \$ 515

1 g \$ 900

ALD-005 D-[5-¹³C]arabinitol

(D-[5-¹³C]arabitol; D-[1-¹³C]lyxitol)

MW 153.14 ¹³CC₄H₁₂O₅ [488-82-4]^{UN}



0.1 g \$ 130

0.25 g \$ 260

0.5 g \$ 450

1 g \$ 750

ALD-006 D-[1,2-¹³C₂]arabinitol

(D-[1,2-¹³C₂]arabitol; D-[4,5-¹³C₂]lyxitol)

MW 154.13 ¹³CC₃H₁₂O₅ [488-82-4]^{UN}



0.1 g \$ 240

0.25 g \$ 470

0.5 g \$ 805

1 g \$ 1400


ALD-065 D-[4,5-¹³C₂]arabinitol

(D-[4,5-¹³C₂]arabitol; D-[1,2-¹³C₂]lyxitol)

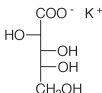
MW 154.13 ¹³C₂C₃H₁₂O₅ [488-82-4]^{UN}

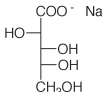


Request Price

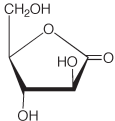
ALD-007	D-[UL-¹³C₅]arabinitol (D-[UL- ¹³ C ₅]arabitol; D-[UL- ¹³ C ₅]lyxitol)
MW 157.11	¹³ C ₅ H ₁₂ O ₅ [488-82-4] ^{UN}
	0.1 g \$ 330 0.25 g \$ 670 0.5 g \$ 1210 1 g \$ 2200

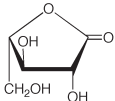
D-arabino-hexos-2-ulose
see glucosone page 49

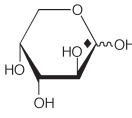
ARA-028	D-arabinonic acid, potassium salt (Potassium D-arabinonate)
MW 204.22	C ₅ H ₉ KO ₆ [36232-89-0]
	1 g \$ 100

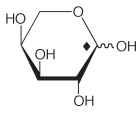
ARA-027	D-arabinonic acid, sodium salt (Sodium D-arabinonate)
MW 188.11	C ₅ H ₉ NaO ₆ [109175-66-8]
	Request Price

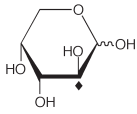
arabinonic acid lactone
see arabinono-lactone page 24

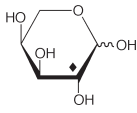
ARA-023	D-arabinono-1,4-lactone (D-arabinonic acid γ-lactone)
MW 148.11	C ₅ H ₈ O ₅ [2782-09-4]
	1 g \$ 250

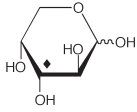
ARA-024	L-arabinono-1,4-lactone (L-arabinonic acid γ-lactone)
MW 148.11	C ₅ H ₈ O ₅ [51532-86-6]
	Request Price

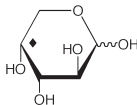
ARA-001	D-[1-¹³C]arabinose
MW 151.12	¹³ CC ₄ H ₁₀ O ₅ [70849-23-9]
	0.25 g \$ 120 0.5 g \$ 200 1 g \$ 350

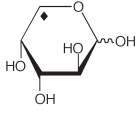
ARA-021	L-[1-¹³C]arabinose
MW 151.12	¹³ CC ₄ H ₁₀ O ₅ [87-72-9] ^{UN}
	0.1 g \$ 120 0.25 g \$ 200 0.5 g \$ 350 1 g \$ 600

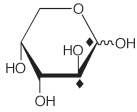
ARA-002	D-[2-¹³C]arabinose
MW 151.12	¹³ CC ₄ H ₁₀ O ₅ [101615-87-6]
	0.1 g \$ 120 0.25 g \$ 250 0.5 g \$ 430 1 g \$ 750

ARA-010	L-[2-¹³C]arabinose
MW 151.12	¹³ CC ₄ H ₁₀ O ₅ [87-72-9] ^{UN}
	0.1 g \$ 150 0.25 g \$ 300 0.5 g \$ 550 1 g \$ 1000

ARA-003	D-[3-¹³C]arabinose
MW 151.12	¹³ CC ₄ H ₁₀ O ₅ [10323-20-3] ^{UN}
	0.1 g \$ 380 0.25 g \$ 770 0.5 g \$ 1360 1 g \$ 2400

ARA-020	D-[4-¹³C]arabinose
MW 151.12	¹³ CC ₄ H ₁₀ O ₅ [10323-20-3] ^{UN}
	Request Price

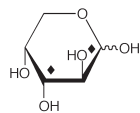
ARA-004	D-[5-¹³C]arabinose
MW 151.12	¹³ CC ₄ H ₁₀ O ₅ [139657-60-6]
	0.1 g \$ 100 0.25 g \$ 200 0.5 g \$ 350 1 g \$ 600

ARA-005	D-[1,2-¹³C₂]arabinose
MW 152.11	¹³ C ₂ C ₃ H ₁₀ O ₅ [10323-20-3] ^{UN}
	0.1 g \$ 200 0.25 g \$ 390 0.5 g \$ 680 1 g \$ 1200

Labeled Saccharides, Nucleosides, and Their Derivatives

ARA-011 D-[1,3-¹³C₂]arabinose

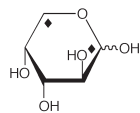
MW 152.11 ¹³C₂C₃H₁₀O₅ [10323-20-3]^{UN}



0.1 g \$ 480
0.25 g \$ 980
0.5 g \$ 1700
1 g \$ 2900

ARA-012 D-[1,5-¹³C₂]arabinose

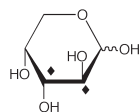
MW 152.11 ¹³C₂C₃H₁₀O₅ [10323-20-3]^{UN}



0.1 g \$ 300
0.25 g \$ 630
0.5 g \$ 1100
1 g \$ 1900

ARA-013 D-[2,3-¹³C₂]arabinose

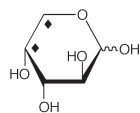
MW 152.11 ¹³C₂C₃H₁₀O₅ [10323-20-3]^{UN}



Request Price

ARA-029 D-[4,5-¹³C₂]arabinose

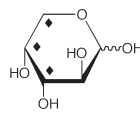
MW 152.11 ¹³C₂C₃H₁₀O₅ [10323-20-3]^{UN}



0.1 g \$ 600

ARA-031 D-[3,4,5-¹³C₃]arabinose

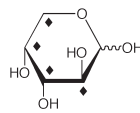
MW 153.11 ¹³C₃C₂H₁₀O₅ [10323-20-3]^{UN}



Request Price

ARA-019 D-[2,3,4,5-¹³C₄]arabinose

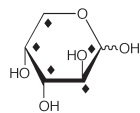
MW 154.10 ¹³C₄CH₁₀O₅ [10323-20-3]^{UN}



0.1 g \$ 380
0.25 g \$ 780
0.5 g \$ 1350
1 g \$ 2400

ARA-006 D-[UL-¹³C₅]arabinose

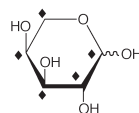
MW 155.09 ¹³C₅H₁₀O₅ [10323-20-3]^{UN}



0.1 g \$ 180
0.25 g \$ 360
0.5 g \$ 660
1 g \$ 1200

ARA-030 L-[UL-¹³C₅]arabinose

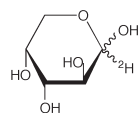
MW 155.09 ¹³C₅H₁₀O₅ [87-72-9]^{UN}



Request Price

ARA-007 D-[1-²H]arabinose

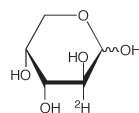
MW 151.14 C₅²H₉O₅ [77583-92-7]



0.1 g \$ 110
0.25 g \$ 220
0.5 g \$ 360
1 g \$ 600

ARA-008 D-[2-²H]arabinose

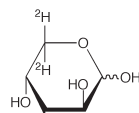
MW 151.14 C₅²H₉O₅ [288846-87-7]



0.1 g \$ 130
0.25 g \$ 260
0.5 g \$ 430
1 g \$ 720

ARA-009 D-[5,5'-²H₂]arabinose

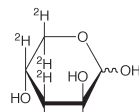
MW 152.15 C₅²H₂H₈O₅ [10323-20-3]^{UN}



0.1 g \$ 130
0.25 g \$ 260
0.5 g \$ 430
1 g \$ 720

ARA-032 D-[2,3,4,5,5'-²H₅]arabinose

MW 155.16 C₅²H₅H₅O₅ [10323-20-3]^{UN}

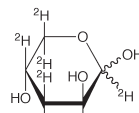


Request Price

ARA-033 D-[1,2,3,4,5,5'-²H₆]arabinose

(D-[UL-²H₆]arabinose) [10323-20-3]^{UN}

MW 156.17 C₅²H₆H₄O₅



Request Price

arabite

see arabinitol page 23

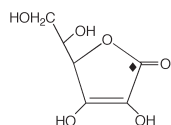
arabitol

see arabinitol page 23

ASC-001 L-[1-¹³C]ascorbic acid

([1-¹³C]vitamin C)

MW 177.12 ¹³CC₅H₈O₆ [178101-88-7]

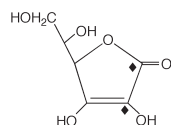


0.05 g	\$ 160
0.1 g	\$ 250
0.25 g	\$ 500
0.5 g	\$ 880
1 g	\$ 1600

ASC-011 L-[1,2-¹³C₂]ascorbic acid

([1,2-¹³C₂]vitamin C)

MW 178.11 ¹³C₂C₄H₈O₆ [50-81-7]^{UN}

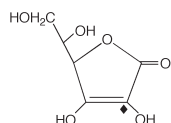


0.05 g	\$ 280
0.1 g	\$ 520
0.25 g	\$ 1050
0.5 g	\$ 2000
1 g	\$ 3800

ASC-002 L-[2-¹³C]ascorbic acid

([2-¹³C]vitamin C)

MW 177.12 ¹³CC₅H₈O₆ [178101-89-8]

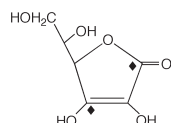


0.05 g	\$ 210
0.1 g	\$ 380
0.25 g	\$ 760
0.5 g	\$ 1320
1 g	\$ 2400

ASC-009 L-[1,3-¹³C₂]ascorbic acid

([1,3-¹³C₂]vitamin C)

MW 178.11 ¹³C₂C₄H₈O₆ [50-81-7]^{UN}

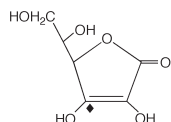


0.25 g	\$ 1100
0.5 g	\$ 2100
1 g	\$ 4000

ASC-003 L-[3-¹³C]ascorbic acid

([3-¹³C]vitamin C)

MW 177.12 ¹³CC₅H₈O₆ [50-81-7]^{UN}

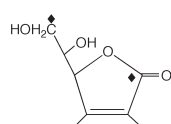


0.05 g	\$ 280
0.1 g	\$ 500
0.25 g	\$ 1020
0.5 g	\$ 1950
1 g	\$ 3700

ASC-008 L-[1,6-¹³C₂]ascorbic acid

([1,6-¹³C₂]vitamin C)

MW 178.11 ¹³C₂C₄H₈O₆ [50-81-7]^{UN}

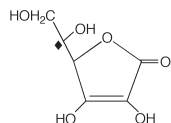


0.05 g	\$ 300
0.1 g	\$ 550
0.25 g	\$ 1100
0.5 g	\$ 2200
1 g	\$ 4200

ASC-005 L-[5-¹³C]ascorbic acid

([5-¹³C]vitamin C)

MW 177.12 ¹³CC₅H₈O₆ [50-81-7]^{UN}

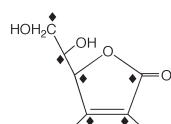


0.05 g	\$ 400
0.1 g	\$ 760
0.25 g	\$ 1520
0.5 g	\$ 2880
1 g	\$ 5500

ASC-010 L-[UL-¹³C₆]ascorbic acid

([UL-¹³C₆]vitamin C)

MW 182.08 ¹³C₆H₈O₆ [50-81-7]^{UN}

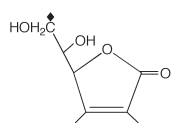


0.05 g	\$ 400
0.1 g	\$ 760
0.25 g	\$ 1520
0.5 g	\$ 2880
1 g	\$ 5500

ASC-006 L-[6-¹³C]ascorbic acid

([6-¹³C]vitamin C)

MW 177.12 ¹³CC₅H₈O₆ [149153-08-2]

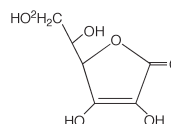


0.05 g	\$ 260
0.1 g	\$ 480
0.25 g	\$ 970
0.5 g	\$ 1850
1 g	\$ 3500

ASC-007 L-[6,6'-²H₂]ascorbic acid

([6,6'-²H₂]vitamin C)

MW 178.14 C₆²H₂H₆O₆ [50-81-7]^{UN}

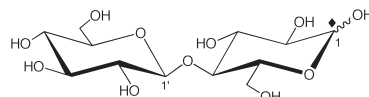


0.25 g	\$ 970
0.5 g	\$ 1850
1 g	\$ 3500

CEL-001 [1-¹³C]cellobiose

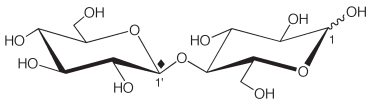
(4-O-β-D-glucopyranosyl-D-[1-¹³C]glucose)

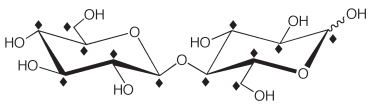
MW 343.29 ¹³CC₁₁H₂₂O₁₁ [528-50-7]^{UN}



0.05 g	\$ 300
0.1 g	\$ 480
0.25 g	\$ 960
0.5 g	\$ 1650
1 g	\$ 3000

Labeled Saccharides, Nucleosides, and Their Derivatives

CEL-003	[1'-¹³C]cellobiose (4-O-β-D-[1- ¹³ C]glucopyranosyl-D-glucose)		
MW 343.29	¹³ CC ₁₁ H ₂₂ O ₁₁	[528-50-7] ^{UN}	
	0.05 g	\$ 300	
	0.1 g	\$ 480	
	0.25 g	\$ 960	
	0.5 g	\$ 1650	
	1 g	\$ 3000	

CEL-002	[UL-¹³C₁₂]cellobiose (4-O-β-D-[UL- ¹³ C ₆]glucopyranosyl-D-[UL- ¹³ C ₆]glucose)		
MW 354.20	¹³ C ₁₂ H ₂₂ O ₁₁	[528-50-7] ^{UN}	
	0.025 g	\$ 250	
	0.05 g	\$ 400	
	0.1 g	\$ 750	
	0.25 g	\$ 1500	

chito oligomers

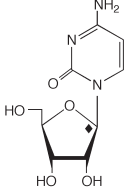
see *N*-acetylglucosamine (GlcNAc) oligomers page 16

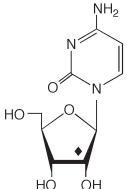
2-chloro-2-deoxy-D-glucose

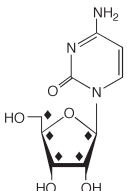
see 2-deoxy-2-chloro-D-glucose page 28

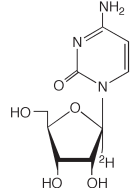
2-chloro-2-deoxy-D-mannose

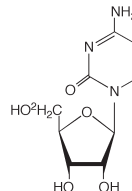
see 2-deoxy-2-chloro-D-mannose page 28

NUC-007	[1'-¹³C]cytidine		
MW 244.21	¹³ CC ₈ H ₁₃ N ₃ O ₅	[201996-57-8]	
	0.05 g	\$ 220	
	0.1 g	\$ 380	
	0.25 g	\$ 760	

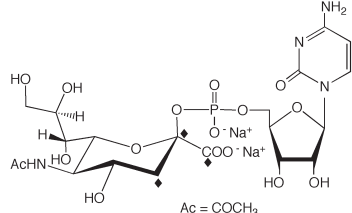
NUC-035	[2'-¹³C]cytidine		
MW 244.21	¹³ CC ₈ H ₁₃ N ₃ O ₅	[478511-19-2]	
	0.1 g	\$ 460	
	0.25 g	\$ 920	

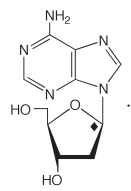
NUC-056	[1',2',3',4',5'-¹³C₅]cytidine		
MW 248.18	¹³ C ₅ C ₄ H ₁₃ N ₃ O ₅	[65-46-3] ^{UN}	
	0.05 g	\$ 320	
	0.1 g	\$ 550	
	0.25 g	\$ 1100	

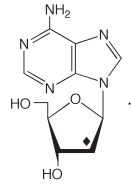
NUC-049	[1'-²H]cytidine		
MW 244.22	C ₉ ² H ₁₂ N ₃ O ₅	[65-46-3] ^{UN}	
	0.1 g	\$ 480	
	0.25 g	\$ 960	

NUC-036	[5',5''-²H₂]cytidine		
MW 245.23	C ₉ H ₂ H ₁₁ N ₃ O ₅	[478511-21-6]	
	0.1 g	\$ 600	
	0.25 g	\$ 1200	

NTS-004	cytidine 5'-monophospho-β-N-acetyl-D-[1,2,3-¹³C₃]neuraminic acid (disodium salt) (CMP-[1,2,3- ¹³ C ₃]NANA, disodium salt)		
MW 661.39	¹³ C ₃ C ₁₇ H ₂₉ N ₄ Na ₂ O ₁₆ P	[37399-47-6] ^{UN}	

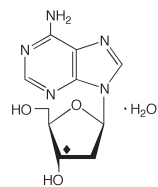
	0.001 g	\$ 660	
---	---------	--------	--

NUC-008	[1'-¹³C]2'-deoxyadenosine monohydrate		
MW 270.26	¹³ CC ₉ H ₁₃ N ₅ O ₃ ·H ₂ O	[446276-63-7]	
	0.05 g	\$ 660	
	0.1 g	\$ 1200	

NUC-009	[2'-¹³C]2'-deoxyadenosine monohydrate		
MW 270.26	¹³ CC ₉ H ₁₃ N ₅ O ₃ ·H ₂ O	[16373-93-6] ^{UN}	
	0.05 g	\$ 720	
	0.1 g	\$ 1280	

NUC-010 [3'-¹³C]2'-deoxyadenosine monohydrate

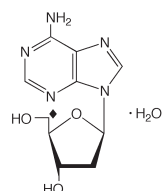
MW 270.26 ¹³CC₉H₁₃N₅O₃·H₂O [16373-93-6]^{UN}



0.05 g \$ 1200
0.1 g \$ 2200

NUC-011 [5'-¹³C]2'-deoxyadenosine monohydrate

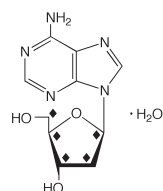
MW 270.26 ¹³CC₉H₁₃N₅O₃·H₂O [478510-77-9]



0.05 g \$ 1000
0.1 g \$ 1820

NUC-012 [1',2',3',4',5'-¹³C₅]2'-deoxyadenosine monohydrate

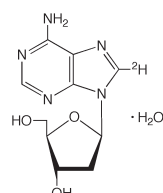
MW 274.23 ¹³C₅C₅H₁₃N₅O₃·H₂O [478510-79-1]



0.05 g \$ 1000
0.1 g \$ 1820

NUC-071 [8-²H]2'-deoxyadenosine monohydrate

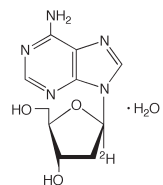
MW 270.27 C₁₀²HH₁₂N₅O₃·H₂O [16373-93-6]^{UN}
97 atom-% ²H



0.05 g \$ 300
0.1 g \$ 500

NUC-048 [1'-²H]2'-deoxyadenosine monohydrate

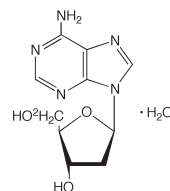
MW 270.27 C₁₀²HH₁₂N₅O₃·H₂O [16373-93-6]^{UN}



0.05 g \$ 720
0.1 g \$ 1280

NUC-013 [5',5''-²H₂]2'-deoxyadenosine monohydrate

MW 271.28 C₁₀²H₂H₁₁N₅O₃·H₂O [478510-81-5]



0.01 g \$ 240
0.025 g \$ 480
0.05 g \$ 800
0.1 g \$ 1450

2-deoxy-D-arabino-hexose

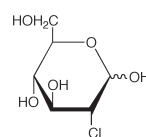
see 2-deoxy-D-glucose page 30

3-deoxy-D-arabino-hexose

see 3-deoxy-D-mannose page 31

GLC-073 2-deoxy-2-chloro-D-glucose
(2-chloro-2-deoxy-D-glucose)

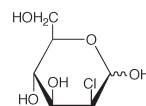
MW 198.60 C₆H₁₁ClO₅ [14685-79-1]



0.01 g \$ 150
0.025 g \$ 250
0.05 g \$ 400
0.1 g \$ 600

MAN-023 2-deoxy-2-chloro-D-mannose
(2-chloro-2-deoxy-D-mannose)

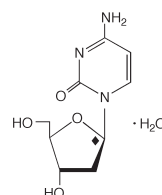
MW 198.60 C₆H₁₁ClO₅



0.01 g \$ 150
0.025 g \$ 250
0.05 g \$ 400
0.1 g \$ 600

NUC-014 [1'-¹³C]2'-deoxycytidine monohydrate

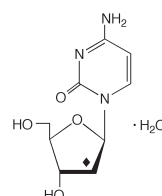
MW 246.23 ¹³CC₈H₁₃N₃O₄·H₂O [478510-83-7]



0.05 g \$ 660
0.1 g \$ 1200

NUC-037 [2'-¹³C]2'-deoxycytidine monohydrate

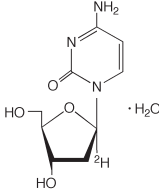
MW 246.23 ¹³CC₈H₁₃N₃O₄·H₂O [478511-23-8]



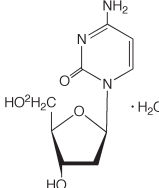
0.05 g \$ 720
0.1 g \$ 1280

Labeled Saccharides, Nucleosides, and Their Derivatives

NUC-050		[1'-²H]2'-deoxycytidine monohydrate	
MW 246.24	C ₉ ² H ₁₂ N ₃ O ₄ ·H ₂ O	[951-77-9] ^{UN}	
		0.05 g	\$ 720
		0.1 g	\$ 1280



NUC-038		[5',5''-²H₂]2'-deoxycytidine monohydrate	
MW 247.25	C ₉ ² H ₂ H ₁₁ N ₃ O ₄ ·H ₂ O	[478511-25-0]	
		0.05 g	\$ 800
		0.1 g	\$ 1450




3-deoxy-D-erythro-hexos-2-ulose

see 3-deoxy-D-glucosone page 30

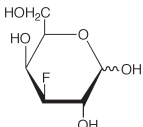
3-deoxy-3-fluoro-D-dulcitol

see 3-deoxy-3-fluoro-D-galactitol page 29


ALD-040		3-deoxy-3-fluoro-D-galactitol	
(4-deoxy-4-fluoro-L-galactitol)			
MW 184.16	C ₆ H ₁₃ FO ₅		
<i>Supplied as an aqueous solution.</i>			
		0.25 g	\$ 380
		0.5 g	\$ 660
		1 g	\$ 1150



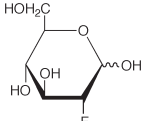
GAL-004		3-deoxy-3-fluoro-D-galactose	
MW 182.15	C ₆ H ₁₁ FO ₅	[52904-86-6]	
<i>Supplied as an aqueous solution.</i>			
		0.25 g	\$ 240
		0.5 g	\$ 420
		1 g	\$ 750



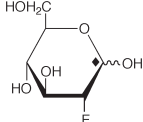
ALD-008		3-deoxy-3-fluoro-D-gulcitol	
(4-deoxy-4-fluoro-L-gulitol)			
MW 184.16	C ₆ H ₁₃ FO ₅	[34339-82-7]	
		0.1 g	\$ 410
		0.25 g	\$ 820



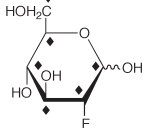
GLC-010		2-deoxy-2-fluoro-D-glucose	
(fludeoxyglucose)			
MW 182.15	C ₆ H ₁₁ FO ₅	[29702-43-0]	
		0.1 g	\$ 180
		0.25 g	\$ 360



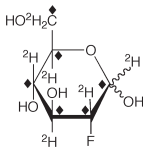
GLC-011		2-deoxy-2-fluoro-D-[1-¹³C]glucose	
MW 183.14	¹³ CC ₅ H ₁₁ FO ₅	[478518-95-5]	
		0.05 g	\$ 640



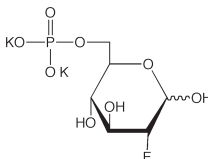
GLC-081		2-deoxy-2-fluoro-D-[UL-¹³C₆]glucose	
MW 188.10	¹³ C ₆ H ₁₁ FO ₅	[29702-43-0] ^{UN}	
		0.01 g	\$ 225
		0.025 g	\$ 450
		0.05 g	\$ 800
		0.1 g	\$ 1500



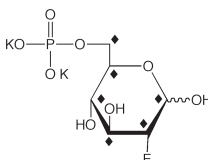
GLC-132		2-deoxy-2-fluoro-D-[UL-¹³C₆;UL-²H₇]glucose	
MW 195.14	¹³ C ₆ ² H ₇ H ₄ FO ₅	[29702-43-0] ^{UN}	
		0.01 g	\$ 270
		0.025 g	\$ 540
		0.05 g	\$ 960
		0.1 g	\$ 1800



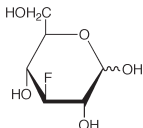
GLC-139		2-deoxy-2-fluoro-D-glucose-6-phosphate, dipotassium salt	
MW 338.31	C ₆ H ₁₀ FK ₂ O ₈ P		
			Request Price



GLC-138		2-deoxy-2-fluoro-D-[UL-¹³C₆]glucose-6-phosphate, dipotassium salt	
MW 344.26	¹³ C ₆ H ₁₀ FK ₂ O ₈ P		
			Request Price

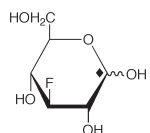


GLC-012		3-deoxy-3-fluoro-D-glucose	
MW 182.15	C ₆ H ₁₁ FO ₅	[14049-03-7]	
		0.1 g	\$ 260
		0.25 g	\$ 520
		0.5 g	\$ 880
		1 g	\$ 1500



GLC-013 3-deoxy-3-fluoro-D-[1-¹³C]glucose

MW 183.14 ¹³CC₅H₁₁FO₅ [478518-97-7]



0.05 g \$ 800

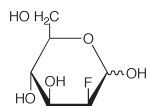
4-deoxy-4-fluoro-L-gulitol

see 3-deoxy-3-fluoro-D-glucitol page 29

MAN-022 2-deoxy-2-fluoro-D-mannose

MW 182.15 C₆H₁₁FO₅ [38440-79-8]

Supplied as an aqueous solution.



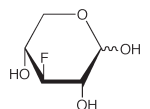
0.1 g \$ 440

0.25 g \$ 880

XYL-001 3-deoxy-3-fluoro-D-xylose

MW 152.12 C₅H₉FO₄ [14537-01-0]

Supplied as an aqueous solution.



0.1 g \$ 300

0.25 g \$ 600

0.5 g \$ 1100

1 g \$ 2000

6-deoxy-galactonic acid

see fuconic acid page 37

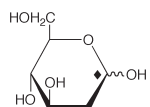
6-deoxy-galactose

see fucose page 37

GLC-055 2-deoxy-D-[1-¹³C]glucose

(2-deoxy-D-[1-¹³C]arabino-hexose)

MW 165.15 ¹³CC₅H₁₂O₅ [201612-55-7]



0.25 g \$ 680

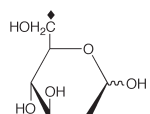
0.5 g \$ 1160

1 g \$ 2100

GLC-014 2-deoxy-D-[6-¹³C]glucose

(2-deoxy-D-[6-¹³C]arabino-hexose)

MW 165.15 ¹³CC₅H₁₂O₅ [119897-50-6]



0.05 g \$ 210

0.1 g \$ 380

0.25 g \$ 760

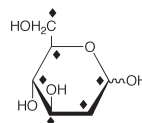
0.5 g \$ 1320

1 g \$ 2400

GLC-107 2-deoxy-D-[UL-¹³C₆]glucose

(2-deoxy-D-[UL-¹³C₆]arabino-hexose)

MW 170.11 ¹³C₆H₁₂O₅ [154-17-6]^{UN}



0.05 g \$ 200

0.1 g \$ 360

0.25 g \$ 720

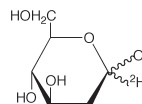
0.5 g \$ 1240

1 g \$ 2260

GLC-062 2-deoxy-D-[1-²H]glucose

(2-deoxy-D-[1-²H]arabino-hexose)

MW 165.16 C₆²H₁₁O₅ [154-17-6]^{UN}



0.05 g \$ 160

0.1 g \$ 260

0.25 g \$ 520

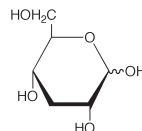
0.5 g \$ 880

1 g \$ 1500

GLC-133 3-deoxy-D-glucose

(3-deoxy-D-ribo-hexose)

MW 164.16 C₆H₁₂O₅ [2490-91-7]

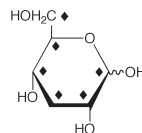


Request Price

GLC-141 3-deoxy-D-[UL-¹³C₆]glucose

(3-deoxy-D-[UL-¹³C₆]ribo-hexose)

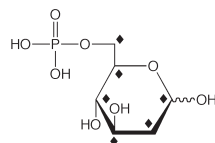
MW 170.11 ¹³C₆H₁₂O₅ [2490-91-7]^{UN}



Request Price

GLC-108 2-deoxy-D-[UL-¹³C₆]glucose-6-phosphate (free acid)

MW 250.09 ¹³C₆H₁₃O₈P [3573-50-0]^{UN}

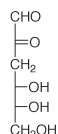


Request Price

GLC-131 3-deoxy-D-glucosone

(3-deoxy-D-erythro-hexos-2-ulose)

MW 162.14 C₆H₁₀O₅ [4084-27-9]



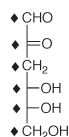
Request Price

Labeled Saccharides, Nucleosides, and Their Derivatives

GLC-142 3-deoxy-D-[UL-¹³C₆]glucosone

(3-deoxy-D-[UL-¹³C₆]erythro-hexos-2-ulose)

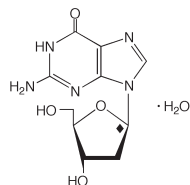
MW 168.09 ¹³C₆H₁₀O₅



Request Price

NUC-039 [1'-¹³C]2'-deoxyguanosine monohydrate

MW 286.25 ¹³CC₉H₁₃N₅O₄·H₂O [478511-26-1]

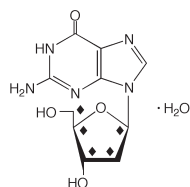


0.05 g \$ 1500

0.1 g \$ 2800

NUC-062 [1',2',3',4',5'-¹³C₅]2'-deoxyguanosine monohydrate

MW 290.22 ¹³C₅C₅H₁₃N₅O₄·H₂O [312693-72-4]^{UN}



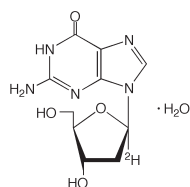
0.01 g \$ 550

0.025 g \$ 1150

0.05 g \$ 2200

NUC-052 [1'-²H]2'-deoxyguanosine monohydrate

MW 286.26 C₁₀²HH₁₂N₅O₄·H₂O [312693-72-4]^{UN}



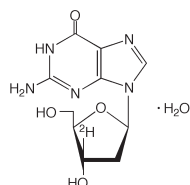
0.05 g \$ 1500

0.1 g \$ 2800

NUC-061 [3'-²H]2'-deoxyguanosine monohydrate

MW 286.26 C₁₀²HH₁₂N₅O₄·H₂O [312693-72-4]^{UN}

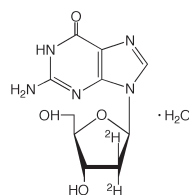
95 atom-% ²H



Request Price

NUC-064 [2',2''-²H₂]2'-deoxyguanosine monohydrate

MW 287.27 C₁₀²H₂H₁₁N₅O₄·H₂O [312693-72-4]^{UN}
93 atom-% ²H

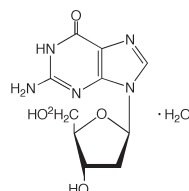


0.01 g \$ 1200

0.025 g \$ 2400

NUC-040 [5',5''-²H₂]2'-deoxyguanosine monohydrate

MW 287.27 C₁₀²H₂H₁₁N₅O₄·H₂O [478511-28-3]



0.05 g \$ 1500

0.1 g \$ 2800

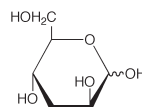
6-deoxy-L-mannonic acid

see rhammonic acid page 69

MAN-049 3-deoxy-D-mannose

(3-deoxy-D-arabino-hexose)

MW 164.16 C₆H₁₂O₅



Request Price

6-deoxy-L-mannose

see rhamnose page 69

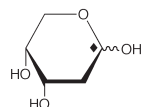
3-deoxy-D-ribo-hexose

see 3-deoxy-D-glucose page 30

RIB-001 2-deoxy-D-[1-¹³C]ribose

(2-deoxy-D-[1-¹³C]erythro-pentose)

MW 135.12 ¹³CC₄H₁₀O₄ [478511-57-8]



0.25 g \$ 430

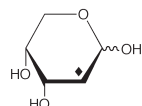
0.5 g \$ 770

1 g \$ 1400

RIB-002 2-deoxy-D-[2-¹³C]ribose

(2-deoxy-D-[2-¹³C]erythro-pentose)

MW 135.12 ¹³CC₄H₁₀O₄ [478511-60-3]



0.25 g \$ 600

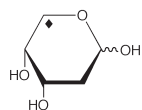
0.5 g \$ 1100

1 g \$ 2000

RIB-003 2-deoxy-D-[5-¹³C]ribose

(2-deoxy-D-[5-¹³C]erythro-pentose)

MW 135.12 ¹³CC₄H₁₀O₄ [159838-86-5]

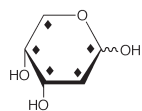


0.25 g \$ 1360
0.5 g \$ 2160
1 g \$ 3800

RIB-004 2-deoxy-D-[UL-¹³C₅]ribose

(2-deoxy-D-[UL-¹³C₅]erythro-pentose)

MW 139.09 ¹³C₅H₁₀O₄ [266998-43-0]

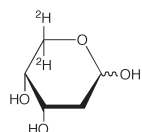


0.05 g \$ 350
0.1 g \$ 630
0.25 g \$ 1260
0.5 g \$ 2000
1 g \$ 3500

RIB-005 2-deoxy-D-[5,5'-²H₂]ribose

(2-deoxy-D-[5,5'-²H₂]erythro-pentose)

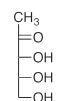
MW 136.14 C₅²H₂H₈O₄ [478511-68-1]



0.05 g \$ 200
0.1 g \$ 320
0.25 g \$ 600
0.5 g \$ 1100
1 g \$ 2000

RBU-003 1-deoxy-D-ribulose

MW 134.13 C₅H₁₀O₄
Supplied as an aqueous solution.



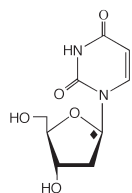
0.25 g \$ 350
0.5 g \$ 580
1 g \$ 1000

6-deoxy-tagatose

see fucose page 38

NUC-015 [1'-¹³C]2'-deoxyuridine

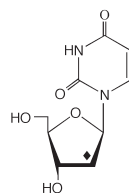
MW 229.20 ¹³CC₈H₁₂N₂O₅ [478510-85-9]



0.05 g \$ 750
0.1 g \$ 1380

NUC-016 [2'-¹³C]2'-deoxyuridine

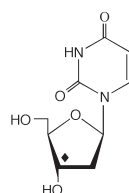
MW 229.20 ¹³CC₈H₁₂N₂O₅ [478510-87-1]



0.05 g \$ 820
0.1 g \$ 1520

NUC-017 [3'-¹³C]2'-deoxyuridine

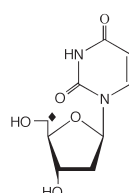
MW 229.20 ¹³CC₈H₁₂N₂O₅ [478510-89-3]



0.05 g \$ 1500
0.1 g \$ 2800

NUC-018 [5'-¹³C]2'-deoxyuridine

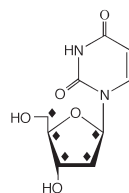
MW 229.20 ¹³CC₈H₁₂N₂O₅ [478510-91-7]



0.05 g \$ 1250
0.1 g \$ 2300

NUC-019 [1',2',3',4',5'-¹³C₅]2'-deoxyuridine

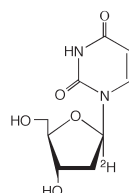
MW 233.17 ¹³C₅C₄H₁₂N₂O₅ [478510-94-0]



0.05 g \$ 1500
0.1 g \$ 2800

NUC-054 [1'-²H]2'-deoxyuridine

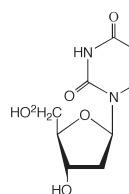
MW 229.21 C₉²HH₁₁N₂O₅ [951-78-0]^{UN}



0.05 g \$ 980
0.1 g \$ 1800

NUC-041 [5',5''-²H₂]2'-deoxyuridine

MW 230.22 C₉²H₂H₁₀N₂O₅ [478511-30-7]



0.05 g \$ 1250
0.1 g \$ 2300

Labeled Saccharides, Nucleosides, and Their Derivatives

XYU-004 1-deoxy-D-xylulose

MW 134.13 C₅H₁₀O₄ [60299-43-6]

Supplied as an aqueous solution.

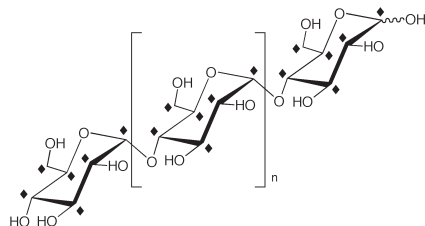


0.05 g	\$ 100
0.1 g	\$ 175
0.25 g	\$ 350
0.5 g	\$ 580
1 g	\$ 1000

DEX-001 [UL-¹³C]dextrin

(¹³C₆H₁₀O₅)_x [9004-53-9]^{UN}

MW is variable



Request Price

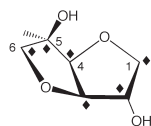
diacetylchitobiose

see N-acetylglucosamine oligomers page 16

ALD-081 1,4:3,6-dianhydro-D-[UL-¹³C₆]glucitol

(1,4:3,6-dianhydro-D-[UL-¹³C₆]sorbitol)

MW 152.09 ¹³C₆H₁₀O₄ [652-67-5]^{UN}



Request Price

dianhydro-D-sorbitol

see dianhydro D-glucitol page 33

2,3-dihydroxypropanal

see glyceraldehyde page 49

dipotassium arabinarate

see arabinaric acid page 23

disodium ribarate

see ribaric acid page 70

disodium xylarate

see xylaric acid page 80

dulcite

see galactitol page 38

dulcitol

see galactitol page 38

ALD-061 [UL-¹³C₄]erythritol

MW 126.09 ¹³C₄H₁₀O₄ [149-32-6]^{UN}



0.05 g	\$ 400
0.1 g	\$ 750
0.25 g	\$ 1500

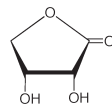
erythronic acid lactone

see erythrono-lactone page 33

ERY-008 D-erythrono-1,4-lactone

(D-erythronic acid γ-lactone)

MW 118.09 C₄H₆O₄ [15667-21-7]

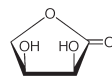


1 g \$ 100

ERY-009 L-erythrono-1,4-lactone

(L-erythronic acid γ-lactone)

MW 118.09 C₄H₆O₄ [23732-40-3]



1 g \$ 500

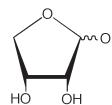
erythro-pent-2-ulose

see ribulose page 72

ERY-001 D-erythrose

MW 120.11 C₄H₈O₄ [583-50-6]

Supplied as an aqueous solution.

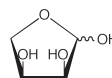


0.5 g	\$ 120
1 g	\$ 200

ERY-007 L-erythrose

MW 120.11 C₄H₈O₄ [533-49-3]

Supplied as an aqueous solution.

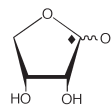


0.25 g	\$ 120
0.5 g	\$ 180
1 g	\$ 250

ERY-002 D-[1-¹³C]erythrose

MW 121.10 ¹³CC₃H₈O₄ [70849-19-3]

Supplied as an aqueous solution.

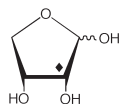


0.25 g	\$ 150
0.5 g	\$ 250
1 g	\$ 450

ERY-003 D-[2-¹³C]erythrose

MW 121.10 ¹³CC₃H₈O₄ [83434-88-2]

Supplied as an aqueous solution.

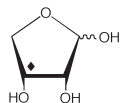


0.25 g \$ 430
0.5 g \$ 730
1 g \$ 1250

ERY-004 D-[3-¹³C]erythrose

MW 121.10 ¹³CC₃H₈O₄ [583-50-6]^{UN}

Supplied as an aqueous solution.

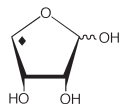


0.25 g \$ 1280
0.5 g \$ 2040
1 g \$ 3400

ERY-005 D-[4-¹³C]erythrose

MW 121.10 ¹³CC₃H₈O₄ [90913-08-9]

Supplied as an aqueous solution.

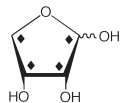


0.25 g \$ 390
0.5 g \$ 650
1 g \$ 1100

ERY-006 D-[UL-¹³C₄]erythrose

MW 124.08 ¹³C₄H₈O₄ [583-50-6]^{UN}

Supplied as an aqueous solution.

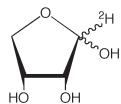


0.25 g \$ 390
0.5 g \$ 650
1 g \$ 1100

ERY-011 D-[1-²H]erythrose

MW 121.11 C₄²H₇O₄ [583-50-6]^{UN}

Supplied as an aqueous solution.

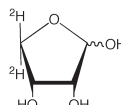


Request Price

ERY-012 D-[4,4'-²H₂]erythrose

MW 122.12 C₄²H₂H₆O₄ [583-50-6]^{UN}

Supplied as an aqueous solution.



Request Price

ERU-001 D-erythrulose

(D-glycero-tetrolulose)

MW 120.10 C₄H₈O₄ [496-55-9]

Supplied as an aqueous solution.



0.1 g \$ 250
0.25 g \$ 500

ERU-002 L-erythrulose

(L-glycero-tetrolulose)

MW 120.10 C₄H₈O₄ [533-50-6]

Supplied as an aqueous solution.



0.1 g \$ 100
0.25 g \$ 200

fludeoxyglucose

see 2-deoxy-2-fluoro-D-glucose page 29

fluoro-deoxy sugars

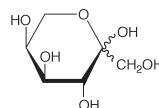
see deoxy-fluoro sugars beginning on page 29

β-D-fructofuranosyl α-D-glucopyranoside

see sucrose page 73

FRU-031 L-fructose

MW 180.16 C₆H₁₂O₆ [7776-48-9]

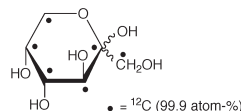


0.5 g \$ 150
1 g \$ 250

FRU-029 D-[UL-¹²C₆]fructose (¹³C depleted)

MW 180.09 ¹²C₆H₁₂O₆ [57-48-7]^{UN}

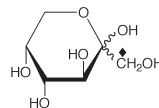
99.9 atom-% ¹²C



Request Price

FRU-001 D-[1-¹³C]fructose

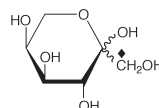
MW 181.15 ¹³CC₅H₁₂O₆ [108311-21-3]



0.25 g \$ 110
0.5 g \$ 180
1 g \$ 320

FRU-002 L-[1-¹³C]fructose

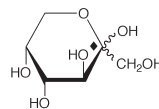
MW 181.15 ¹³CC₅H₁₂O₆ [7776-48-9]^{UN}



0.25 g \$ 280
0.5 g \$ 470
1 g \$ 800

FRU-003 D-[2-¹³C]fructose

MW 181.15 ¹³CC₅H₁₂O₆ [117013-19-1]

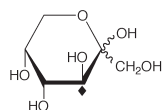


0.25 g \$ 160
0.5 g \$ 260
1 g \$ 450

Labeled Saccharides, Nucleosides, and Their Derivatives

FRU-004 D-[3-¹³C]fructose

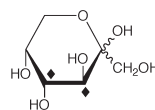
MW 181.15 ¹³CC₅H₁₂O₆ [249928-59-4]



0.25 g \$ 460
0.5 g \$ 820
1 g \$ 1500

FRU-038 D-[3,4-¹³C₂]fructose

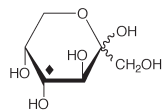
MW 182.14 ¹³C₂C₄H₁₂O₆ [57-48-7]^{UN}



0.1 g \$ 450

FRU-005 D-[4-¹³C]fructose

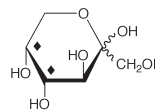
MW 181.15 ¹³CC₅H₁₂O₆ [84270-09-7]



0.25 g \$ 500
0.5 g \$ 890
1 g \$ 1600

FRU-034 D-[4,5-¹³C₂]fructose

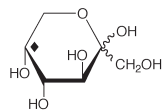
MW 182.14 ¹³C₂C₄H₁₂O₆ [57-48-7]^{UN}



Request Price

FRU-006 D-[5-¹³C]fructose

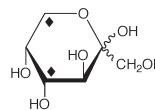
MW 181.15 ¹³CC₅H₁₂O₆ [635325-97-2]



0.25 g \$ 530
0.5 g \$ 940
1 g \$ 1700

FRU-021 D-[4,6-¹³C₂]fructose

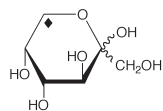
MW 182.14 ¹³C₂C₄H₁₂O₆ [57-48-7]^{UN}



0.1 g \$ 960
0.25 g \$ 2300

FRU-007 D-[6-¹³C]fructose

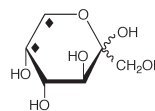
MW 181.15 ¹³CC₅H₁₂O₆ [287100-63-4]



0.1 g \$ 180
0.25 g \$ 320
0.5 g \$ 560
1 g \$ 1000

FRU-022 D-[5,6-¹³C₂]fructose

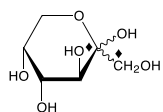
MW 182.14 ¹³C₂C₄H₁₂O₆ [57-48-7]^{UN}



0.25 g \$ 740
0.5 g \$ 1320
1 g \$ 2400

FRU-037 D-[1,2-¹³C₂]fructose

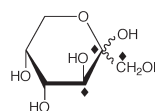
MW 182.14 ¹³C₂C₄H₁₂O₆ [57-48-7]^{UN}



0.1 g \$ 180
0.25 g \$ 320
0.5 g \$ 560
1 g \$ 1000

FRU-027 D-[1,2,3-¹³C₃]fructose

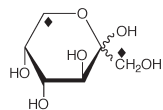
MW 183.13 ¹³C₃C₃H₁₂O₆ [57-48-7]^{UN}



0.25 g \$ 565
0.5 g \$ 980
1 g \$ 1700

FRU-008 D-[1,6-¹³C₂]fructose

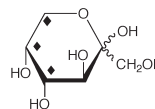
MW 182.14 ¹³C₂C₄H₁₂O₆ [287100-71-4]



0.1 g \$ 300
0.25 g \$ 530
0.5 g \$ 920
1 g \$ 1600

FRU-023 D-[4,5,6-¹³C₃]fructose

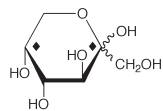
MW 183.13 ¹³C₃C₃H₁₂O₆ [57-48-7]^{UN}



0.1 g \$ 380
0.25 g \$ 760

FRU-009 D-[2,5-¹³C₂]fructose

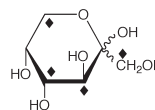
MW 182.14 ¹³C₂C₄H₁₂O₆ [141258-84-6]



0.05 g \$ 240
0.1 g \$ 400
0.25 g \$ 740
0.5 g \$ 1320
1 g \$ 2400

FRU-010 D-[1,3,4,6-¹³C₄]fructose

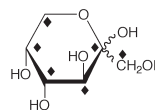
MW 184.13 ¹³C₄C₂H₁₂O₆ [57-48-7]^{UN}



1 g \$ 2900

FRU-011 D-[UL-¹³C₆]fructose

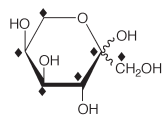
MW 186.11 ¹³C₆H₁₂O₆ [201595-65-5]



0.25 g \$ 160
0.5 g \$ 260
1 g \$ 450

FRU-040 L-[UL-¹³C₆]fructose

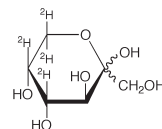
MW 186.11 ¹³C₆H₁₂O₆ [7776-48-9]^{UN}



Request Price

FRU-025 D-[4,5,6,6'-²H₄]fructose

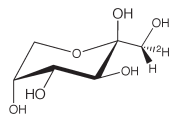
MW 184.18 C₆²H₄H₈O₆ [478518-49-9]



0.25 g \$ 680
0.5 g \$ 1160
1 g \$ 2100

FRU-030 D-[1-pro-R-²H]fructose

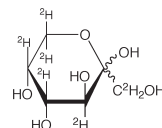
MW 181.17 C₆²HH₁₁O₆ [57-48-7]^{UN}



0.25 g \$ 200
0.5 g \$ 360
1 g \$ 600

FRU-026 D-[UL-²H₇]fructose

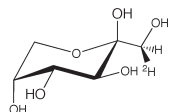
MW 187.20 C₆²H₇H₅O₆ [57-48-7]^{UN}



0.05 g \$ 165
0.1 g \$ 325
0.25 g \$ 650

FRU-012 D-[1-pro-S-²H]fructose

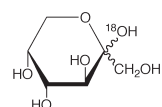
MW 181.17 C₆²HH₁₁O₆ [57-48-7]^{UN}



0.25 g \$ 70
0.5 g \$ 110
1 g \$ 190

FRU-042 D-[2-¹⁸O]fructose

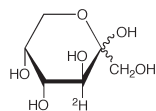
MW 182.16 C₆H₁₂¹⁸O₅ [57-48-7]^{UN}
>90 atom-% ¹⁸O



Request Price

FRU-013 D-[3-²H]fructose

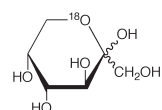
MW 181.17 C₆²HH₁₁O₆ [53685-24-8]



0.25 g \$ 530
0.5 g \$ 940
1 g \$ 1700

FRU-043 D-[6-¹⁸O]fructose

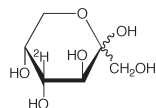
MW 182.16 C₆H₁₂¹⁸O₅ [57-48-7]^{UN}
>90 atom-% ¹⁸O



0.05 g \$ 600

FRU-014 D-[4-²H]fructose

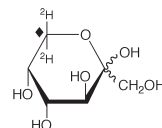
MW 181.17 C₆²HH₁₁O₆ [57-48-7]^{UN}



0.25 g \$ 680
0.5 g \$ 1160
1 g \$ 2100

FRU-039 D-[6-¹³C;6,6'-²H₂]fructose

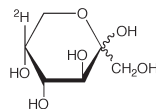
MW 183.16 ¹³CC₅²H₂H₁₀O₆ [57-48-7]^{UN}



0.05 g \$ 140
0.1 g \$ 220
0.25 g \$ 430
0.5 g \$ 720
1 g \$ 1200

FRU-015 D-[5-²H]fructose

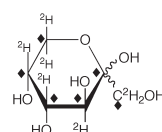
MW 181.17 C₆²HH₁₁O₆ [57-48-7]^{UN}



0.25 g \$ 240
0.5 g \$ 440
1 g \$ 800

**FRU-041 D-[UL-¹³C₆;UL-²H₇]fructose
(D-[UL-¹³C₆;1,1',3,4,5,6,6'-²H₇]fructose)**

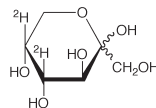
MW 193.15 ¹³C₆²H₇H₅O₆ [57-48-7]^{UN}
99 atom-% ¹³C; 97 atom-% ²H



Request Price

FRU-024 D-[4,5-²H₂]fructose

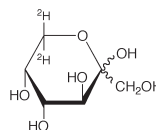
MW 182.17 C₆²H₂H₁₀O₆ [478518-48-8]



0.25 g \$ 540
0.5 g \$ 900
1 g \$ 1500

FRU-016 D-[6,6'-²H₂]fructose

MW 182.17 C₆²H₂H₁₀O₆ [285979-75-1]

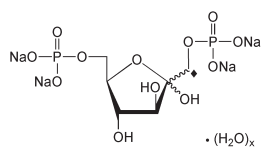


0.25 g \$ 135
0.5 g \$ 230
1 g \$ 400

Labeled Saccharides, Nucleosides, and Their Derivatives

FRU-017 D-[1-¹³C]fructose 1,6-bisphosphate (sodium salt)

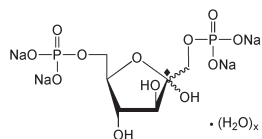
MW 429.03 ¹³CC₅H₁₀Na₄O₁₂P₂·(H₂O)_x [23784-19-2]^{UN}
 MW is on anhydrous basis.



0.05 g \$ 120
 0.1 g \$ 180
 0.25 g \$ 360

FRU-018 D-[2-¹³C]fructose 1,6-bisphosphate (sodium salt)

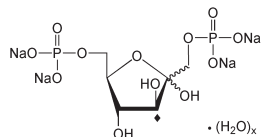
MW 429.03 ¹³CC₅H₁₀Na₄O₁₂P₂·(H₂O)_x [23784-19-2]^{UN}
 MW is on anhydrous basis.



0.05 g \$ 150
 0.1 g \$ 220
 0.25 g \$ 440

FRU-019 D-[3-¹³C]fructose 1,6-bisphosphate (sodium salt)

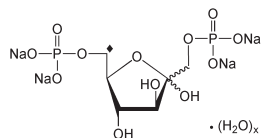
MW 429.03 ¹³CC₅H₁₀Na₄O₁₂P₂·(H₂O)_x [23784-19-2]^{UN}
 MW is on anhydrous basis.



Request Price

FRU-020 D-[6-¹³C]fructose 1,6-bisphosphate (sodium salt)

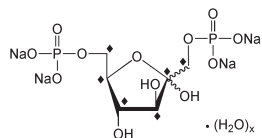
MW 429.03 ¹³CC₅H₁₀Na₄O₁₂P₂·(H₂O)_x [23784-19-2]^{UN}
 MW is on anhydrous basis.



0.05 g \$ 160
 0.1 g \$ 240
 0.25 g \$ 480

FRU-028 D-[UL-¹³C₆]fructose 1,6-bisphosphate (sodium salt)

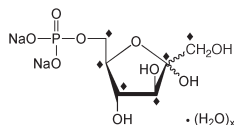
MW 433.99 ¹³C₆H₁₀Na₄O₁₂P₂·(H₂O)_x [23784-19-2]^{UN}
 MW is on anhydrous basis.



0.05 g \$ 250
 0.1 g \$ 425
 0.25 g \$ 850

FRU-035 D-[UL-¹³C₆]fructose 6-phosphate (disodium salt, hydrate)

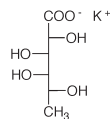
MW 310.05 ¹³C₆H₁₁Na₂O₉P·(H₂O)_x [26177-86-6]^{UN}
 MW is on anhydrous basis.



0.05 g \$ 200
 0.1 g \$ 350
 0.25 g \$ 600

FUC-009 D-fuconic acid, potassium salt (Potassium D-fuconate)

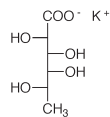
MW 218.25 C₆H₁₁KO₆



Request Price

FUC-010 L-fuconic acid, potassium salt (Potassium L-fuconate)

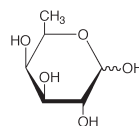
MW 218.25 C₆H₁₁KO₆



Request Price

FUC-007 D-fucose (6-deoxy-D-galactose)

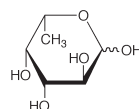
MW 164.16 C₆H₁₂O₅ [3615-37-0]



1 g \$ 100

FUC-008 L-fucose (6-deoxy-L-galactose)

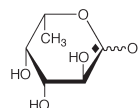
MW 164.16 C₆H₁₂O₅ [2438-80-4]



1 g \$ 60

FUC-001 L-[1-¹³C]fucose (6-deoxy-L-[1-¹³C]galactose)

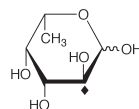
MW 165.15 ¹³CC₅H₁₂O₅ [83379-38-8]



0.25 g \$ 350
 0.5 g \$ 620
 1 g \$ 1100

FUC-002 L-[2-¹³C]fucose (6-deoxy-L-[2-¹³C]galactose)

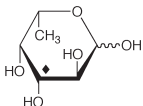
MW 165.15 ¹³CC₅H₁₂O₅ [83379-37-7]



0.05 g \$ 210
 0.1 g \$ 380
 0.25 g \$ 760
 0.5 g \$ 1320
 1 g \$ 2400

FUC-003 **L-[3-¹³C]fucose**
(6-deoxy-L-[3-¹³C]galactose)

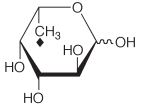
MW 165.15 ¹³CC₅H₁₂O₅ [478518-50-2]



	0.25 g	\$ 1600
	0.5 g	\$ 3050
	1 g	\$ 5800

FUC-004 **L-[6-¹³C]fucose**
(6-deoxy-L-[6-¹³C]galactose)

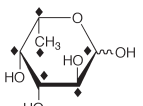
MW 165.15 ¹³CC₅H₁₂O₅ [478518-51-3]



	0.01 g	\$ 150
	0.025 g	\$ 250
	0.05 g	\$ 400

FUC-005 **L-[UL-¹³C₆]fucose**
(6-deoxy-L-[UL-¹³C₆]galactose)

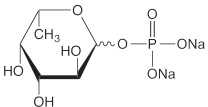
MW 170.11 ¹³C₆H₁₂O₅ [478518-52-4]



	0.01 g	\$ 750
	0.025 g	\$ 1500
	0.05 g	\$ 2800

FUC-011 **L-fucose-1-phosphate (disodium salt)**
(6-deoxy-L-galactose-1-phosphate disodium salt)

MW 288.10 C₆H₁₁Na₂O₈P [374726-44-0]

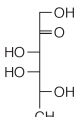


Request Price

FUL-001 **D-fucose**
(6-deoxy-D-tagatose)

MW 164.16 C₆H₁₂O₅ [13074-08-3]

Supplied as an aqueous solution.

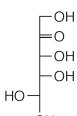


	0.05 g	\$ 1000
--	--------	---------

FUL-002 **L-fucose**
(6-deoxy-L-tagatose)

MW 164.16 C₆H₁₂O₅ [13074-08-3]

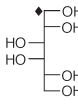
Supplied as an aqueous solution.



	0.05 g	\$ 500
--	--------	--------

ALD-009 **D-[1-¹³C]galactitol**
(D-[1-¹³C]dulcitol)

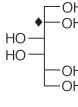
MW 183.16 ¹³CC₅H₁₄O₆ [608-66-2]^{UN}



	0.25 g	\$ 230
	0.5 g	\$ 400
	1 g	\$ 700

ALD-010 **D-[2-¹³C]galactitol**
(D-[2-¹³C]dulcitol)

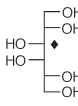
MW 183.16 ¹³CC₅H₁₄O₆ [608-66-2]^{UN}



	0.25 g	\$ 290
	0.5 g	\$ 500
	1 g	\$ 850

ALD-011 **D-[3-¹³C]galactitol**
(D-[3-¹³C]dulcitol)

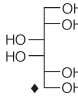
MW 183.16 ¹³CC₅H₁₄O₆ [608-66-2]^{UN}



	0.25 g	\$ 680
	0.5 g	\$ 1100
	1 g	\$ 1850

ALD-012 **D-[6-¹³C]galactitol**
(D-[6-¹³C]dulcitol)

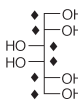
MW 183.16 ¹³CC₅H₁₄O₆ [608-66-2]^{UN}



	0.25 g	\$ 750
	0.5 g	\$ 1200
	1 g	\$ 2000

ALD-041 **[UL-¹³C₆]galactitol**
([UL-¹³C₆]dulcitol)

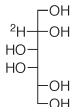
MW 188.12 ¹³C₆H₁₄O₆ [608-66-2]^{UN}



	0.05 g	\$ 140
	0.1 g	\$ 240
	0.25 g	\$ 480

ALD-072 **D-[2-²H]galactitol**
(D-[2-²H]dulcitol)

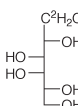
MW 183.18 C₆²H₁₃O₆ [608-66-2]^{UN}



	0.25 g	\$ 200
	0.5 g	\$ 340
	1 g	\$ 600

ALD-013 **D-[1,1'-²H₂]galactitol**
(D-[1,1'-²H₂]dulcitol)

MW 184.18 C₆²H₂H₁₂O₆ [608-66-2]^{UN}



	0.25 g	\$ 75
	0.5 g	\$ 120
	1 g	\$ 210

Labeled Saccharides, Nucleosides, and Their Derivatives

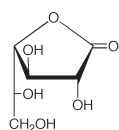
galactonic acid lactone

see galactono-lactone page 39

GAL-040 D-galactono-1,4-lactone

(D-galactonic acid γ -lactone)

MW 178.14 $C_6H_{10}O_6$ [2782-07-2]

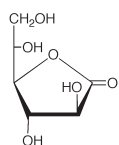


1 g \$ 200

GAL-041 L-galactono-1,4-lactone

(L-galactonic acid γ -lactone)

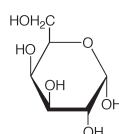
MW 178.14 $C_6H_{10}O_6$ [1668-08-2]



1 g \$ 200

GAL-036 α -D-galactopyranose

MW 180.16 $C_6H_{12}O_6$ [3646-73-9]



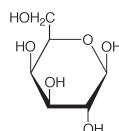
0.25 g \$ 200

0.5 g \$ 340

1 g \$ 600

GAL-037 β -D-galactopyranose

MW 180.16 $C_6H_{12}O_6$ [7296-64-2]



0.25 g \$ 360

0.5 g \$ 600

1 g \$ 1000

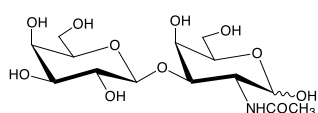
4-O- β -D-galactopyranosyl-D-fructose

see lactulose page 55

DIS-015 β -D-Galp-(1 \rightarrow 3)-D-GalNAc

(T-antigen)

MW 383.35 $C_{14}H_{25}NO_{11}$ [20972-29-6]

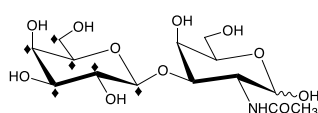


Request Price

DIS-016 β -D-[UL- $^{13}C_6$]Galp-(1 \rightarrow 3)-D-GalNAc

(T-[$^{13}C_6$ gal]antigen)

MW 389.30 $^{13}C_6C_8H_{25}NO_{11}$ [20972-29-6]^{UN}



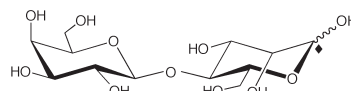
Request Price

4-O- β -D-galactopyranosyl-D-glucose

see lactose page 55

DIS-001 4-O- β -D-galactopyranosyl-D-[1- ^{13}C]mannose

MW 343.29 $^{13}CC_{11}H_{22}O_{11}$ [50468-56-9]^{UN}

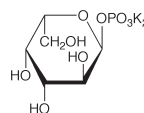


0.1 g \$ 380

0.25 g \$ 760

GAL-038 α -L-galactopyranosyl 1-phosphate (dipotassium salt)

MW 336.31 $C_6H_{11}K_2O_9P$



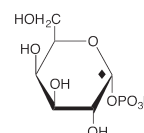
0.05 g \$ 500

0.1 g \$ 800

0.25 g \$ 1600

GAL-022 α -D-[1- ^{13}C]galactopyranosyl 1-phosphate (dipotassium salt)

MW 337.29 $^{13}CC_5H_{11}K_2O_9P$ [478518-78-4]



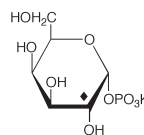
0.05 g \$ 270

0.1 g \$ 470

0.25 g \$ 940

GAL-023 α -D-[2- ^{13}C]galactopyranosyl 1-phosphate (dipotassium salt)

MW 337.29 $^{13}CC_5H_{11}K_2O_9P$ [478518-80-8]



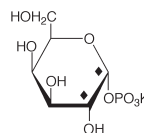
0.05 g \$ 300

0.1 g \$ 530

0.25 g \$ 1060

GAL-028 α -D-[1,2- $^{13}C_2$]galactopyranosyl 1-phosphate (dipotassium salt)

MW 338.28 $^{13}C_2C_4H_{11}K_2O_9P$ [19046-60-7]^{UN}



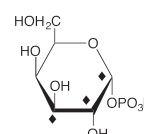
0.05 g \$ 350

0.1 g \$ 620

0.25 g \$ 1240

GAL-046 α -D-[1,2,3- $^{13}C_3$]galactopyranosyl 1-phosphate (dipotassium salt)

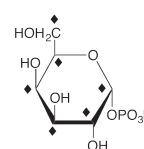
MW 339.29 $^{13}C_3C_3H_{11}K_2O_9P$ [19046-60-7]^{UN}



Request Price

GAL-039 α -D-[UL- $^{13}C_6$]galactopyranosyl 1-phosphate (dipotassium salt)

MW 342.27 $^{13}C_6H_{11}K_2O_9P$ [19046-60-7]^{UN}



0.05 g \$ 450

0.1 g \$ 800

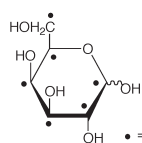
0.25 g \$ 1600

galactosamine

see 2-amino-2-deoxy-D-galactose page 21

GAL-030 D-[UL-¹²C₆]galactose (¹³C depleted)

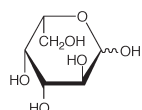
MW 180.09 ¹²C₆H₁₂O₆ [59-23-4]^{UN}
99.9 atom-% ¹²C



Request Price

GAL-027 L-galactose

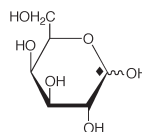
MW 180.16 C₆H₁₂O₆ [15572-79-9]



0.25 g \$ 246
0.5 g \$ 410
1 g \$ 710

GAL-005 D-[1-¹³C]galactose

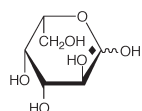
MW 181.15 ¹³CC₅H₁₂O₆ [70849-30-8]



0.25 g \$ 90
0.5 g \$ 130
1 g \$ 220

GAL-034 L-[1-¹³C]galactose

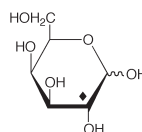
MW 181.15 ¹³CC₅H₁₂O₆ [15572-79-9]^{UN}



Request Price

GAL-006 D-[2-¹³C]galactose

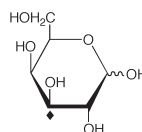
MW 181.15 ¹³CC₅H₁₂O₆ [314062-47-0]



0.1 g \$ 120
0.25 g \$ 220
0.5 g \$ 370
1 g \$ 620

GAL-007 D-[3-¹³C]galactose

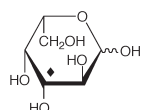
MW 181.15 ¹³CC₅H₁₂O₆ [478518-56-8]



0.1 g \$ 240
0.25 g \$ 470
0.5 g \$ 830
1 g \$ 1500

GAL-042 L-[3-¹³C]galactose

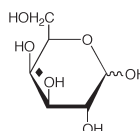
MW 181.15 ¹³CC₅H₁₂O₆ [15572-79-9]^{UN}



0.1 g \$ 300

GAL-008 D-[4-¹³C]galactose

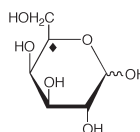
MW 181.15 ¹³CC₅H₁₂O₆ [478518-58-0]



0.1 g \$ 480
0.25 g \$ 970
0.5 g \$ 1850
1 g \$ 3500

GAL-009 D-[5-¹³C]galactose

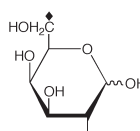
MW 181.15 ¹³CC₅H₁₂O₆ [478518-60-4]



0.1 g \$ 500
0.25 g \$ 1020
0.5 g \$ 1950
1 g \$ 3700

GAL-010 D-[6-¹³C]galactose

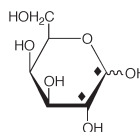
MW 181.15 ¹³CC₅H₁₂O₆ [478518-62-6]



0.1 g \$ 250
0.25 g \$ 500
0.5 g \$ 900
1 g \$ 1650

GAL-011 D-[1,2-¹³C₂]galactose

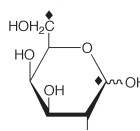
MW 182.14 ¹³C₂C₄H₁₂O₆ [478518-63-7]



0.1 g \$ 150
0.25 g \$ 290
0.5 g \$ 500
1 g \$ 900

GAL-012 D-[1,6-¹³C₂]galactose

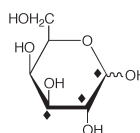
MW 182.14 ¹³C₂C₄H₁₂O₆ [478518-64-8]



0.25 g \$ 590
0.5 g \$ 1070
1 g \$ 1950

GAL-045 D-[1,2,3-¹³C₃]galactose

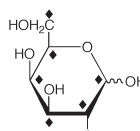
MW 183.13 ¹³C₃C₃H₁₂O₆ [59-23-4]^{UN}



Request Price

GAL-013 D-[UL-¹³C₆]galactose

MW 186.11 ¹³C₆H₁₂O₆ [74134-89-7]

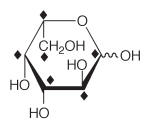


0.05 g \$ 100
0.1 g \$ 160
0.25 g \$ 320
0.5 g \$ 560
1 g \$ 1000

Labeled Saccharides, Nucleosides, and Their Derivatives

GAL-014 L-[UL-¹³C₆]galactose

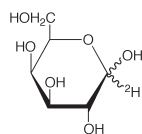
MW 186.11 ¹³C₆H₁₂O₆ [195334-28-2]



0.05 g \$ 450
0.1 g \$ 850
0.25 g \$ 1680

GAL-015 D-[1-²H]galactose

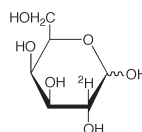
MW 181.16 C₆²HH₁₁O₆ [64267-73-8]



0.25 g \$ 130
0.5 g \$ 200
1 g \$ 290

GAL-016 D-[2-²H]galactose

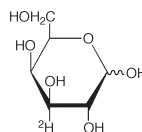
MW 181.16 C₆²HH₁₁O₆ [64429-86-3]



0.25 g \$ 140
0.5 g \$ 210
1 g \$ 300

GAL-017 D-[3-²H]galactose

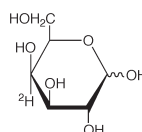
MW 181.16 C₆²HH₁₁O₆ [478518-70-6]



0.1 g \$ 450
0.25 g \$ 880
0.5 g \$ 1680
1 g \$ 3200

GAL-018 D-[4-²H]galactose

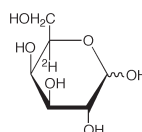
MW 181.16 C₆²HH₁₁O₆ [478518-71-7]



0.25 g \$ 1100
0.5 g \$ 2000
1 g \$ 3640

GAL-024 D-[5-²H]galactose

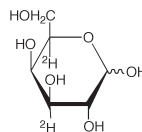
MW 181.16 C₆²HH₁₁O₆ [59-23-4]^{UN}



0.25 g \$ 880
0.5 g \$ 1680
1 g \$ 3200

GAL-031 D-[3,5-²H₂]galactose

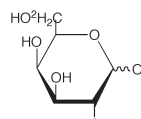
MW 182.17 C₆²H₂H₁₀O₆ [59-23-4]^{UN}



0.01 g \$ 150
0.025 g \$ 260
0.05 g \$ 480
0.1 g \$ 880

GAL-019 D-[6,6'-²H₂]galactose

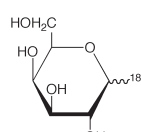
MW 182.17 C₆²H₂H₁₀O₆ [35669-34-2]



0.05 g \$ 160
0.1 g \$ 250
0.25 g \$ 480
0.5 g \$ 870
1 g \$ 1600

GAL-043 D-[1-¹⁸O]galactose

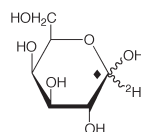
MW 182.16 C₆H₁₂¹⁸OO₅ [59-23-4]^{UN}
>90 atom-% ¹⁸O



Request Price

GAL-033 D-[1-¹³C;1-²H]galactose

MW 182.16 ¹³CC₅²HH₁₁O₆ [59-23-4]^{UN}

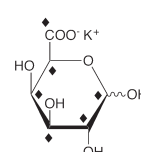


Request Price

GAL-048 D-[UL-¹³C₆]galacturonic acid, potassium salt

(Potassium D-[UL-¹³C₆]galacturonate)

MW 238.18 ¹³C₆H₉KO₇



0.1 g \$ 1200

ALD-076 L-glucitol

(L-sorbitol)

MW 182.17 C₆H₁₄O₆ [6706-59-8]



Request Price

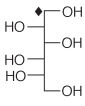
ALD-014 D-[1-¹³C]glucitol

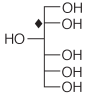
(D-[1-¹³C]sorbitol)

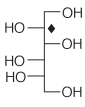
MW 183.17 ¹³CC₅H₁₄O₆ [132144-93-5]

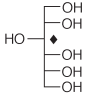


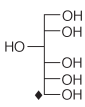
0.1 g \$ 100
0.25 g \$ 150
0.5 g \$ 250
1 g \$ 400

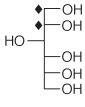
ALD-015		L-[1-¹³C]glucitol (L-[1- ¹³ C]sorbitol)	
MW 183.17	¹³ CC ₅ H ₁₄ O ₆	[6706-59-8] ^{UN}	
	0.25 g	\$ 125	
	0.5 g	\$ 215	
	1 g	\$ 380	

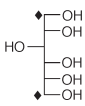
ALD-016		D-[2-¹³C]glucitol (D-[2- ¹³ C]sorbitol)	
MW 183.17	¹³ CC ₅ H ₁₄ O ₆	[287100-73-6]	
	0.25 g	\$ 160	
	0.5 g	\$ 270	
	1 g	\$ 460	

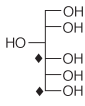
ALD-017		L-[2-¹³C]glucitol (L-[2- ¹³ C]sorbitol)	
MW 183.17	¹³ CC ₅ H ₁₄ O ₆	[6706-59-8] ^{UN}	
	0.25 g	\$ 160	
	0.5 g	\$ 270	
	1 g	\$ 460	

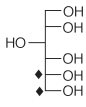
ALD-018		D-[3-¹³C]glucitol (D-[3- ¹³ C]sorbitol)	
MW 183.17	¹³ CC ₅ H ₁₄ O ₆	[50-70-4] ^{UN}	
	0.25 g	\$ 630	
	0.5 g	\$ 1010	
	1 g	\$ 1700	

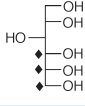
ALD-019		D-[6-¹³C]glucitol (D-[6- ¹³ C]sorbitol)	
MW 183.17	¹³ CC ₅ H ₁₄ O ₆	[50-70-4] ^{UN}	
	0.25 g	\$ 220	
	0.5 g	\$ 360	
	1 g	\$ 600	

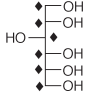
ALD-052		D-[1,2-¹³C₂]glucitol (D-[1,2- ¹³ C ₂]sorbitol)	
MW 184.16	¹³ C ₂ C ₄ H ₁₄ O ₆	[50-70-4] ^{UN}	
	0.25 g	\$ 280	
	0.5 g	\$ 485	
	1 g	\$ 840	

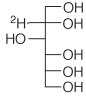
ALD-055		D-[1,6-¹³C₂]glucitol (D-[1,6- ¹³ C ₂]sorbitol)	
MW 184.16	¹³ C ₂ C ₄ H ₁₄ O ₆	[50-70-4] ^{UN}	
	0.25 g	\$ 520	
	0.5 g	\$ 840	
	1 g	\$ 1400	

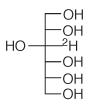
ALD-042		D-[4,6-¹³C₂]glucitol (D-[4,6- ¹³ C ₂]sorbitol)	
MW 184.16	¹³ C ₂ C ₄ H ₁₄ O ₆	[50-70-4] ^{UN}	
	0.1 g	\$ 780	
	0.25 g	\$ 1820	

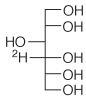
ALD-043		D-[5,6-¹³C₂]glucitol (D-[5,6- ¹³ C ₂]sorbitol)	
MW 184.16	¹³ C ₂ C ₄ H ₁₄ O ₆	[50-70-4] ^{UN}	
	0.25 g	\$ 660	
	0.5 g	\$ 1150	
	1 g	\$ 2000	

ALD-044		D-[4,5,6-¹³C₃]glucitol (D-[4,5,6- ¹³ C ₃]sorbitol)	
MW 185.15	¹³ C ₃ C ₃ H ₁₄ O ₆	[50-70-4] ^{UN}	
	0.1 g	\$ 400	
	0.25 g	\$ 800	

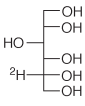
ALD-053		D-[UL-¹³C₆]glucitol (D-[UL- ¹³ C ₆]sorbitol)	
MW 188.13	¹³ C ₆ H ₁₄ O ₆	[121067-66-1]	
	0.1 g	\$ 110	
	0.25 g	\$ 220	
	0.5 g	\$ 380	
	1 g	\$ 620	

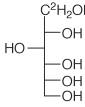
ALD-045		D-[2-²H]glucitol (D-[2- ² H]sorbitol)	
MW 183.18	C ₆ ² HH ₁₃ O ₆	[75607-68-0]	
	0.25 g	\$ 60	
	0.5 g	\$ 90	
	1 g	\$ 120	

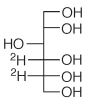
ALD-046		D-[3-²H]glucitol (D-[3- ² H]sorbitol)	
MW 183.18	C ₆ ² HH ₁₃ O ₆	[50-70-4] ^{UN}	
	0.25 g	\$ 520	
	0.5 g	\$ 840	
	1 g	\$ 1400	

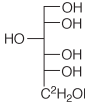
ALD-047		D-[4-²H]glucitol (D-[4- ² H]sorbitol)	
MW 183.18	C ₆ ² HH ₁₃ O ₆	[50-70-4] ^{UN}	
	0.25 g	\$ 640	
	0.5 g	\$ 1100	
	1 g	\$ 1900	

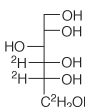
Labeled Saccharides, Nucleosides, and Their Derivatives

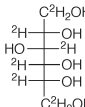
ALD-048		D-[5-²H]glucitol (D-[5- ² H]sorbitol)	
MW 183.18	C ₆ ² H ₁₃ O ₆	[50-70-4] ^{UN}	
	0.25 g	\$ 70	
	0.5 g	\$ 120	
	1 g	\$ 220	

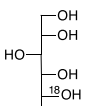
ALD-020		D-[1,1'-²H₂]glucitol (D-[1,1'- ² H ₂]sorbitol)	
MW 184.19	C ₆ ² H ₂ H ₁₂ O ₆	[50-70-4] ^{UN}	
	0.25 g	\$ 80	
	0.5 g	\$ 130	
	1 g	\$ 230	

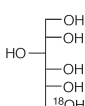
ALD-049		D-[4,5-²H₂]glucitol (D-[4,5- ² H ₂]sorbitol)	
MW 184.19	C ₆ ² H ₂ H ₁₂ O ₆	[50-70-4] ^{UN}	
	0.25 g	\$ 300	
	0.5 g	\$ 470	
	1 g	\$ 750	

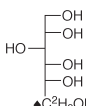
ALD-050		D-[6,6'-²H₂]glucitol (D-[6,6'- ² H ₂]sorbitol)	
MW 184.19	C ₆ ² H ₂ H ₁₂ O ₆	[50-70-4] ^{UN}	
	0.25 g	\$ 125	
	0.5 g	\$ 215	
	1 g	\$ 380	

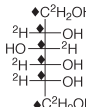
ALD-051		D-[4,5,6,6'-²H₄]glucitol (D-[4,5,6,6'- ² H ₄]sorbitol)	
MW 186.20	C ₆ ² H ₄ H ₁₀ O ₆	[50-70-4] ^{UN}	
	0.25 g	\$ 430	
	0.5 g	\$ 680	
	1 g	\$ 1100	

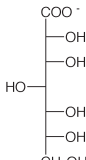
ALD-059		D-[UL-²H₈]glucitol (D-[UL- ² H ₈]sorbitol)	
MW 190.22	C ₆ ² H ₈ H ₆ O ₆	[50-70-4] ^{UN}	
	0.1 g	\$ 180	
	0.25 g	\$ 350	
	0.5 g	\$ 650	

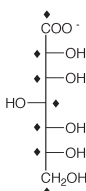
ALD-083		D-[5-¹⁸O]glucitol (D-[5- ¹⁸ O]sorbitol)	
MW 184.17	C ₆ H ₁₄ ¹⁸ O ₅	[50-70-4] ^{UN}	
>90 atom-% ¹⁸ O			
	Request Price		

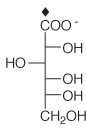
ALD-080		D-[6-¹⁸O]glucitol (D-[6- ¹⁸ O]sorbitol)	
MW 184.17	C ₆ H ₁₄ ¹⁸ O ₅	[50-70-4] ^{UN}	
>90 atom-% ¹⁸ O			
	0.05 g	\$ 300	

ALD-078		D-[6-¹³C;6,6'-²H₂]glucitol (D-[6- ¹³ C;6,6'- ² H ₂]sorbitol)	
MW 185.18	¹³ CC ₅ ² H ₂ H ₁₂ O ₆	[50-70-4] ^{UN}	
	0.25 g	\$ 250	
	0.5 g	\$ 440	
	1 g	\$ 800	

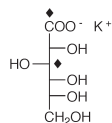
ALD-073		D-[UL-¹³C₆;UL-²H₈]glucitol (D-[UL- ¹³ C ₆ ;UL- ² H ₈]sorbitol)	
MW 196.17	¹³ C ₆ ² H ₈ H ₆ O ₆	[50-70-4] ^{UN}	
99 atom-% ¹³ C; 97 atom-% ² H			
	Request Price		

HEP-006		α-D-glucoheptonic acid sodium salt dihydrate (D-glycero-D-gulo-heptonic acid)	
MW 284.19	C ₇ H ₁₃ O ₈ Na·(H ₂ O) ₂	[10094-62-9]	
	Request Price		

HEP-007		α-D-[UL-¹³C₇]glucoheptonic acid sodium salt dihydrate (D-glycero-D-gulo-[UL- ¹³ C ₇]heptonic acid)	
MW 291.13	¹³ C ₇ H ₁₃ O ₈ Na·(H ₂ O) ₂	[10094-62-9] ^{UN}	
	Request Price		

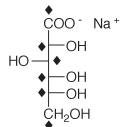
GLC-095		D-[1-¹³C]gluconic acid, sodium salt (Sodium D-[1- ¹³ C]gluconate)	
MW 219.13	¹³ CC ₅ H ₁₁ NaO ₇	[527-07-1] ^{UN}	
	0.1 g	\$ 160	
	0.25 g	\$ 320	
	0.5 g	\$ 560	
	1 g	\$ 1000	

GLC-143 **D-[1,3-¹³C₂]gluconic acid, potassium salt**
(Potassium D-[1,3-¹³C₂]gluconate)
MW 236.23 ¹³C₂C₄H₁₁KO₇ [299-27-4]^{UN}



Request Price

GLC-090 **D-[UL-¹³C₆]gluconic acid, sodium salt**
(Sodium D-[UL-¹³C₆]gluconate)
MW 224.09 ¹³C₆H₁₁NaO₇ [527-07-1]^{UN}



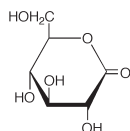
0.1 g \$ 200

0.25 g \$ 400

gluconic acid lactone

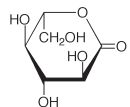
see glucono-lactone page 44

GLC-112 **D-glucono-1,5-lactone**
(D-gluconic acid δ-lactone)
MW 178.14 C₆H₁₀O₆ [90-80-2]



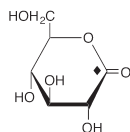
1 g \$ 80

GLC-113 **L-glucono-1,5-lactone**
(L-gluconic acid δ-lactone)
MW 178.14 C₆H₁₀O₆ [52153-09-0]



1 g \$ 300

GLC-068 **D-[1-¹³C]glucono-1,5-lactone**
(D-[1-¹³C]gluconic acid δ-lactone)
MW 179.13 ¹³CC₅H₁₀O₆ [90-80-2]^{UN}

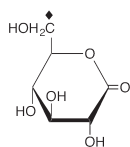


0.1 g \$ 150

0.25 g \$ 275

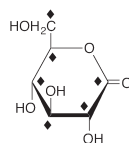
0.5 g \$ 475

GLC-102 **D-[6-¹³C]glucono-1,5-lactone**
(D-[6-¹³C]gluconic acid δ-lactone)
MW 179.13 ¹³CC₅H₁₀O₆ [90-80-2]^{UN}



Request Price

GLC-072 **D-[UL-¹³C₆]glucono-1,5-lactone**
(D-[UL-¹³C₆]gluconic acid δ-lactone)
MW 184.09 ¹³C₆H₁₀O₆ [90-80-2]^{UN}



0.1 g \$ 200

0.25 g \$ 400

0.5 g \$ 700

1-O-D-glucofuranosyl-D-glucofuranoside

see trehalose page 77

4-O-α-D-glucofuranosyl-D-glucose

see maltose page 57

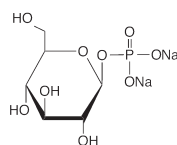
4-O-β-D-glucofuranosyl-D-glucose

see cellobiose page 26

GLC-103 **β-D-glucofuranosyl 1-phosphate (disodium salt)**

(β-D-glucose 1-phosphate, disodium salt)

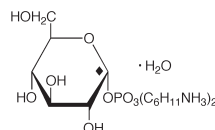
MW 304.10 C₆H₁₁Na₂O₉P



Request Price

GLC-015 **α-D-[1-¹³C]glucofuranosyl 1-phosphate (dicyclohexylammonium salt, monohydrate)**

MW 477.51 ¹³CC₁₇H₃₉N₂O₉P·H₂O [478518-99-9]



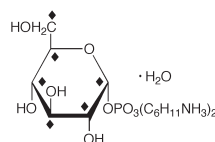
0.25 g \$ 250

0.5 g \$ 420

1 g \$ 700

GLC-074 **α-D-[UL-¹³C₆]glucofuranosyl 1-phosphate (dicyclohexylammonium salt, monohydrate)**

MW 482.47 ¹³C₆C₁₂H₃₉N₂O₉P·H₂O



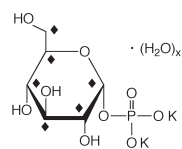
0.05 g \$ 180

0.1 g \$ 310

0.25 g \$ 620

Labeled Saccharides, Nucleosides, and Their Derivatives

GLC-137 **α -D-[UL-¹³C₆]glucopyranosyl
1-phosphate dipotassium salt hydrate**
MW 342.27 ¹³C₆H₁₁K₂O₉P·(H₂O)_x [6736-77-2]^{UN}
MW is on anhydrous basis. CAS is for unlabeled, anhydrous compound.

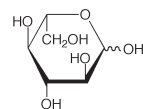


0.05 g \$ 120
0.1 g \$ 200
0.25 g \$ 400

glucosamine

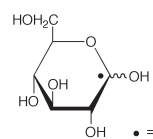
see 2-amino-2-deoxy-D-glucose page 21

GLC-079 **L-glucose**
MW 180.16 C₆H₁₂O₆ [921-60-8]



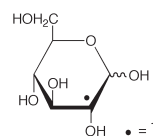
1 g \$ 60

GLC-016 **D-[1-¹²C]glucose (¹³C depleted at C1)**
MW 180.15 ¹²CC₅H₁₂O₆ [50-99-7]^{UN}
99.9 atom-% ¹²C at C1



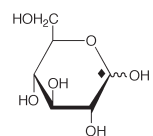
0.25 g \$ 210
0.5 g \$ 360
1 g \$ 600

GLC-017 **D-[2-¹²C]glucose (¹³C depleted at C2)**
MW 180.15 ¹²CC₅H₁₂O₆ [50-99-7]^{UN}
99.9 atom-% ¹²C at C2



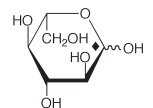
0.25 g \$ 210
0.5 g \$ 360
1 g \$ 600

GLC-018 **D-[1-¹³C]glucose**
MW 181.15 ¹³CC₅H₁₂O₆ [40762-22-9]



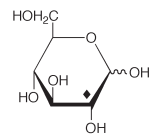
0.25 g \$ 65
0.5 g \$ 105
1 g \$ 175

GLC-019 **L-[1-¹³C]glucose**
MW 181.15 ¹³CC₅H₁₂O₆ [478519-02-7]



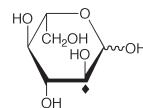
0.25 g \$ 100
0.5 g \$ 170
1 g \$ 300

GLC-020 **D-[2-¹³C]glucose**
MW 181.15 ¹³CC₅H₁₂O₆ [105931-74-6]



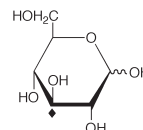
0.25 g \$ 80
0.5 g \$ 120
1 g \$ 200

GLC-021 **L-[2-¹³C]glucose**
MW 181.15 ¹³CC₅H₁₂O₆ [478519-05-0]



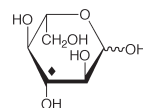
0.25 g \$ 150
0.5 g \$ 260
1 g \$ 460

GLC-022 **D-[3-¹³C]glucose**
MW 181.15 ¹³CC₅H₁₂O₆ [287100-64-5]



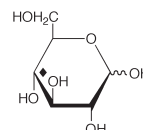
0.05 g \$ 120
0.1 g \$ 200
0.25 g \$ 380
0.5 g \$ 660
1 g \$ 1200

GLC-104 **L-[3-¹³C]glucose**
MW 181.15 ¹³CC₅H₁₂O₆ [921-60-8]^{UN}



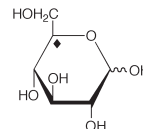
0.1 g \$ 200
0.25 g \$ 380

GLC-023 **D-[4-¹³C]glucose**
MW 181.15 ¹³CC₅H₁₂O₆ [84270-10-0]



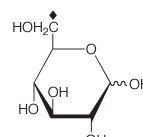
0.05 g \$ 160
0.1 g \$ 260
0.25 g \$ 500
0.5 g \$ 890
1 g \$ 1600

GLC-024 **D-[5-¹³C]glucose**
MW 181.15 ¹³CC₅H₁₂O₆ [120388-24-1]



0.05 g \$ 180
0.1 g \$ 270
0.25 g \$ 530
0.5 g \$ 940
1 g \$ 1700

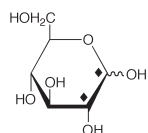
GLC-025 **D-[6-¹³C]glucose**
MW 181.15 ¹³CC₅H₁₂O₆ [106032-62-6]



0.1 g \$ 120
0.25 g \$ 235
0.5 g \$ 400
1 g \$ 700

GLC-026 D-[1,2-¹³C₂]glucose

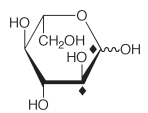
MW 182.14 ¹³C₂C₄H₁₂O₆ [261728-61-4]



0.1 g	\$ 120
0.25 g	\$ 220
0.5 g	\$ 380
1 g	\$ 650

GLC-099 L-[1,2-¹³C₂]glucose

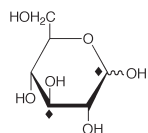
MW 182.14 ¹³C₂C₄H₁₂O₆ [921-60-8]^{UN}



0.1 g	\$ 260
0.25 g	\$ 500
0.5 g	\$ 890
1 g	\$ 1600

GLC-027 D-[1,3-¹³C₂]glucose

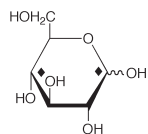
MW 182.14 ¹³C₂C₄H₁₂O₆ [478529-30-5]



0.25 g	\$ 570
0.5 g	\$ 980
1 g	\$ 1700

GLC-148 D-[1,4-¹³C₂]glucose

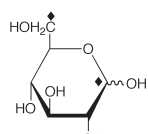
MW 182.14 ¹³C₂C₄H₁₂O₆ [50-99-7]^{UN}



Request Price

GLC-028 D-[1,6-¹³C₂]glucose

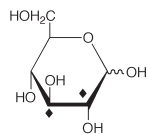
MW 182.14 ¹³C₂C₄H₁₂O₆ [287100-67-8]



0.05 g	\$ 150
0.1 g	\$ 240
0.25 g	\$ 520
0.5 g	\$ 840
1 g	\$ 1500

GLC-078 D-[2,3-¹³C₂]glucose

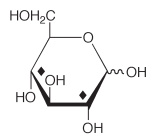
MW 182.14 ¹³C₂C₄H₁₂O₆ [50-99-7]^{UN}



0.25 g	\$ 600
0.5 g	\$ 1000
1 g	\$ 1800

GLC-149 D-[2,4-¹³C₂]glucose

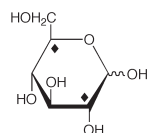
MW 182.14 ¹³C₂C₄H₁₂O₆ [50-99-7]^{UN}



Request Price

GLC-029 D-[2,5-¹³C₂]glucose

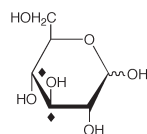
MW 182.14 ¹³C₂C₄H₁₂O₆ [86595-19-9]



0.05 g	\$ 240
0.1 g	\$ 400
0.25 g	\$ 810
0.5 g	\$ 1440
1 g	\$ 2600

GLC-061 D-[3,4-¹³C₂]glucose

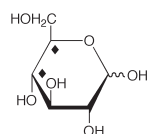
MW 182.14 ¹³C₂C₄H₁₂O₆ [50-99-7]^{UN}



0.1 g	\$ 450
0.25 g	\$ 900
0.5 g	\$ 1720
1 g	\$ 3200

GLC-030 D-[4,5-¹³C₂]glucose

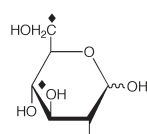
MW 182.14 ¹³C₂C₄H₁₂O₆ [478529-31-6]



0.25 g	\$ 770
0.5 g	\$ 1400
1 g	\$ 2550

GLC-056 D-[4,6-¹³C₂]glucose

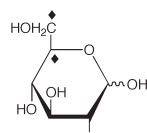
MW 182.14 ¹³C₂C₄H₁₂O₆ [478529-45-2]



0.1 g	\$ 1020
0.25 g	\$ 2440

GLC-057 D-[5,6-¹³C₂]glucose

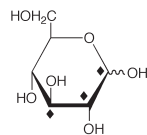
MW 182.14 ¹³C₂C₄H₁₂O₆ [478529-46-3]



0.05 g	\$ 210
0.1 g	\$ 360
0.25 g	\$ 720
0.5 g	\$ 1360
1 g	\$ 2600

GLC-031 D-[1,2,3-¹³C₃]glucose

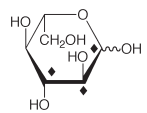
MW 183.14 ¹³C₃C₃H₁₂O₆ [478529-32-7]



0.25 g	\$ 565
0.5 g	\$ 980
1 g	\$ 1700

GLC-110 L-[1,2,3-¹³C₃]glucose

MW 183.14 ¹³C₃C₃H₁₂O₆ [921-60-8]^{UN}

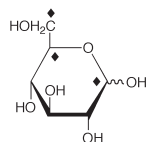


0.25 g	\$ 600
0.5 g	\$ 1000
1 g	\$ 1800

Labeled Saccharides, Nucleosides, and Their Derivatives

GLC-117 D-[1,5,6-¹³C₃]glucose

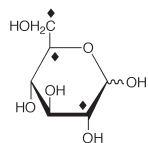
MW 183.14 ¹³C₃C₃H₁₂O₆ [50-99-7]^{UN}



Request Price

GLC-118 D-[2,5,6-¹³C₃]glucose

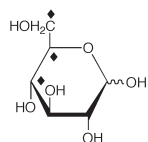
MW 183.14 ¹³C₃C₃H₁₂O₆ [50-99-7]^{UN}



Request Price

GLC-058 D-[4,5,6-¹³C₃]glucose

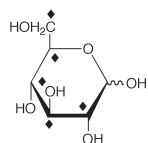
MW 183.14 ¹³C₃C₃H₁₂O₆ [478529-47-4]



0.1 g \$ 400
0.25 g \$ 800

GLC-111 D-[2,3,4,5,6-¹³C₅]glucose

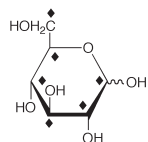
MW 185.12 ¹³C₅CH₁₂O₆ [50-99-7]^{UN}



0.01 g \$ 150
0.025 g \$ 300
0.05 g \$ 520
0.1 g \$ 940

GLC-082 D-[UL-¹³C₆]glucose

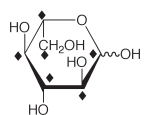
MW 186.11 ¹³C₆H₁₂O₆ [110187-42-3]



0.25 g \$ 100
0.5 g \$ 150
1 g \$ 220

GLC-121 L-[UL-¹³C₆]glucose

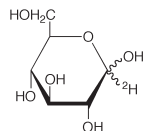
MW 186.11 ¹³C₆H₁₂O₆ [921-60-8]^{UN}



0.05 g \$ 450
0.1 g \$ 800

GLC-032 D-[1-²H]glucose

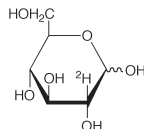
MW 181.16 C₆²H₁₁O₆ [106032-61-5]



0.25 g \$ 60
0.5 g \$ 90
1 g \$ 120

GLC-033 D-[2-²H]glucose

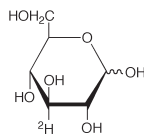
MW 181.16 C₆²H₁₁O₆ [106032-60-4]



0.25 g \$ 90
0.5 g \$ 140
1 g \$ 230

GLC-034 D-[3-²H]glucose

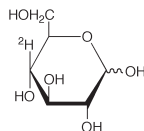
MW 181.16 C₆²H₁₁O₆ [51517-59-0]



0.05 g \$ 120
0.1 g \$ 190
0.25 g \$ 380
0.5 g \$ 660
1 g \$ 1200

GLC-035 D-[4-²H]glucose

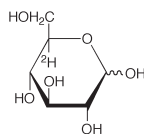
MW 181.16 C₆²H₁₁O₆ [56570-89-9]



0.05 g \$ 180
0.1 g \$ 300
0.25 g \$ 580
0.5 g \$ 1000
1 g \$ 1700

GLC-036 D-[5-²H]glucose

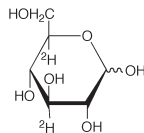
MW 181.16 C₆²H₁₁O₆ [136864-16-9]



0.05 g \$ 100
0.1 g \$ 160
0.25 g \$ 320
0.5 g \$ 550
1 g \$ 1000

GLC-077 D-[3,5-²H₂]glucose

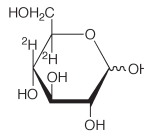
MW 182.17 C₆²H₂H₁₀O₆ [50-99-7]^{UN}



0.01 g \$ 150
0.025 g \$ 260
0.05 g \$ 480
0.1 g \$ 880

GLC-059 D-[4,5-²H₂]glucose

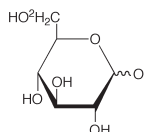
MW 182.17 C₆²H₂H₁₀O₆ [478529-48-5]



0.25 g \$ 680
0.5 g \$ 1160
1 g \$ 2100

GLC-037 D-[6,6'-²H₂]glucose

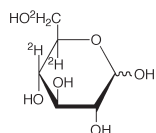
MW 182.17 C₆²H₂H₁₀O₆ [18991-62-3]



1 g \$ 85

GLC-060 D-[4,5,6,6'-²H₄]glucose

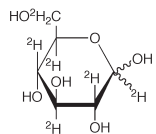
MW 184.18 C₆²H₄H₈O₆ [478529-49-6]



0.25 g \$ 780
0.5 g \$ 1350
1 g \$ 2400

GLC-115 D-[UL-²H₇]glucose
(D-[1,2,3,4,5,6,6'-²H₇]glucose)

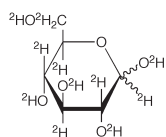
MW 187.20 C₆²H₇H₅O₆ [66034-51-3]



0.1 g \$ 120
0.25 g \$ 180
0.5 g \$ 300
1 g \$ 500

GLC-116 D-[UL-²H₁₂]glucose
(D-[²H₁₂]glucose)

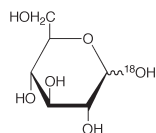
MW 192.23 C₆²H₁₂O₆ [50-99-7]^{UN}



0.1 g \$ 200
0.25 g \$ 400
0.5 g \$ 720
1 g \$ 1200

GLC-042 D-[1-¹⁸O]glucose

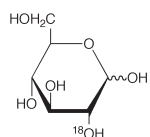
MW 182.16 C₆H₁₂¹⁸O₅ [3343-70-2]
>90 atom-% ¹⁸O



0.1 g \$ 300
0.25 g \$ 600

GLC-126 D-[2-¹⁸O]glucose

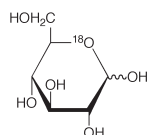
MW 182.16 C₆H₁₂¹⁸O₅ [50-99-7]^{UN}
>90 atom-% ¹⁸O



0.1 g \$ 400

GLC-127 D-[5-¹⁸O]glucose

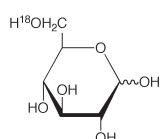
MW 182.16 C₆H₁₂¹⁸O₅ [50-99-7]^{UN}
>90 atom-% ¹⁸O



Request Price

GLC-128 D-[6-¹⁸O]glucose

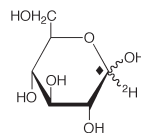
MW 182.16 C₆H₁₂¹⁸O₅ [50-99-7]^{UN}
>90 atom-% ¹⁸O



0.05 g \$ 400

GLC-038 D-[1-¹³C;1-²H]glucose

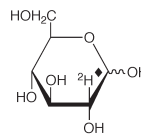
MW 182.16 ¹³CC₅²HH₁₁O₆ [201136-45-0]



0.25 g \$ 185
0.5 g \$ 320
1 g \$ 580

GLC-039 D-[1-¹³C;2-²H]glucose

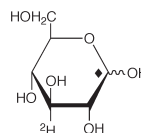
MW 182.16 ¹³CC₅²HH₁₁O₆ [201417-06-3]



0.05 g \$ 160
0.1 g \$ 250
0.25 g \$ 500
0.5 g \$ 900
1 g \$ 1600

GLC-135 D-[1-¹³C;3-²H]glucose

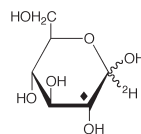
MW 182.16 ¹³CC₅²HH₁₁O₆ [50-99-7]^{UN}



Request Price

GLC-134 D-[2-¹³C;1-²H]glucose

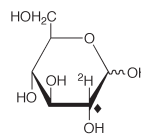
MW 182.16 ¹³CC₅²HH₁₁O₆ [50-99-7]^{UN}



0.1 g \$ 200
0.25 g \$ 400
0.5 g \$ 720
1 g \$ 1200

GLC-069 D-[2-¹³C;2-²H]glucose

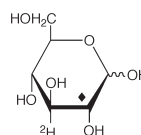
MW 182.16 ¹³CC₅²HH₁₁O₆ [50-99-7]^{UN}



0.05 g \$ 160
0.1 g \$ 250
0.25 g \$ 500
0.5 g \$ 900
1 g \$ 1600

GLC-136 D-[2-¹³C;3-²H]glucose

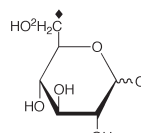
MW 182.16 ¹³CC₅²HH₁₁O₆ [50-99-7]^{UN}



Request Price

GLC-040 D-[6-¹³C;6,6'-²H₂]glucose

MW 183.16 ¹³CC₅²H₂H₁₀O₆ [478529-33-8]

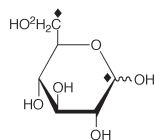


0.05 g \$ 140
0.1 g \$ 220
0.25 g \$ 430
0.5 g \$ 720
1 g \$ 1200

Labeled Saccharides, Nucleosides, and Their Derivatives

GLC-041 D-[1,6-¹³C₂;6,6'-²H₂]glucose

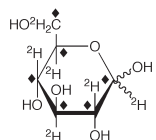
MW 184.16 ¹³C₂C₄²H₂H₁₀O₆ [157171-80-7]



0.05 g	\$ 160
0.1 g	\$ 250
0.25 g	\$ 500
0.5 g	\$ 900
1 g	\$ 1600

GLC-125 D-[UL-¹³C₆;UL-²H₇]glucose (D-[UL-¹³C₆;1,2,3,4,5,6,6'-²H₇]glucose)

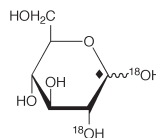
MW 193.15 ¹³C₆²H₇H₅O₆ [201417-01-8]
99 atom-% ¹³C; 97 atom-% ²H



0.1 g	\$ 100
0.25 g	\$ 200
0.5 g	\$ 360
1 g	\$ 660

GLC-129 D-[1-¹³C;1,2-¹⁸O₂]glucose

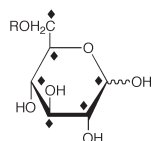
MW 185.15 ¹³CC₅H₁₂¹⁸O₂O₄ [50-99-7]^{UN}



Request Price

GLC-098 D-[UL-¹³C₆]glucose 6-phosphate (disodium salt, hydrate)

MW 310.05 ¹³C₆H₁₁O₉PNa₂·(H₂O)_x [3671-99-6]^{UN}
MW is on anhydrous basis.



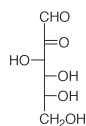
· (H₂O)_x

R = PO₃²⁻ Na₂⁺

0.05 g	\$ 350
0.1 g	\$ 580
0.25 g	\$ 1160

GLC-130 D-glucosone (D-arabino-hexos-2-ulose)

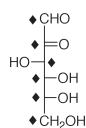
MW 178.14 C₆H₁₀O₆ [1854-25-7]



Request Price

GLC-140 D-[UL-¹³C₆]glucosone (D-[UL-¹³C₆]arabino-hexos-2-ulose)

MW 184.09 ¹³C₆H₁₀O₆ [1854-25-7]^{UN}

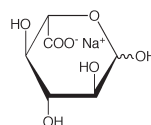


Request Price

GLC-106 L-glucuronic acid, sodium salt

(Sodium L-glucuronate)

MW 216.12 C₆H₉NaO₇

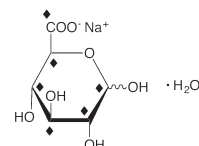


Request Price

GLC-151 D-[UL-¹³C₆]glucuronic acid sodium salt monohydrate

(Sodium D-[UL-¹³C₆]glucuronate monohydrate)

MW 240.09 ¹³C₆H₉NaO₇·H₂O



0.1 g \$ 280

0.25 g \$ 560

GLE-013 D-glyceraldehyde (D-2,3-dihydroxypropanal)

MW 90.08 C₃H₆O₃ [453-17-8]

Supplied as an aqueous solution.



0.5 g \$ 80

1 g \$ 130

GLE-015 L-glyceraldehyde (L-2,3-dihydroxypropanal)

MW 90.08 C₃H₆O₃ [497-09-6]

Supplied as an aqueous solution.



Request Price

GLE-001 DL-[1-¹³C]glyceraldehyde (DL-[1-¹³C]2,3-dihydroxypropanal)

MW 91.07 ¹³CC₂H₆O₃ [70849-18-2]

Supplied as an aqueous solution.



0.25 g \$ 200

0.5 g \$ 330

1 g \$ 550

GLE-002 DL-[2-¹³C]glyceraldehyde (DL-[2-¹³C]2,3-dihydroxypropanal)

MW 91.07 ¹³CC₂H₆O₃ [71122-43-5]


Supplied as an aqueous solution.





0.25 g \$ 165


0.5 g \$ 280


1 g \$ 500


GLE-003		D-[3-¹³C]glyceraldehyde (D-[3- ¹³ C]2,3-dihydroxypropanal)	
MW 91.07	¹³ CC ₂ H ₆ O ₃	[478529-50-9]	
<i>Supplied as an aqueous solution.</i>			
	0.1 g	\$	430
	0.25 g	\$	880
	0.5 g	\$	1500
	1 g	\$	2650


GLE-004		DL-[1,2-¹³C₂]glyceraldehyde (DL-[1,2- ¹³ C ₂]2,3-dihydroxypropanal)	
MW 92.06	¹³ C ₂ CH ₆ O ₃	[478529-51-0]	
<i>Supplied as an aqueous solution.</i>			
	0.25 g	\$	440
	0.5 g	\$	720
	1 g	\$	1200


GLE-005		DL-[1,3-¹³C₂]glyceraldehyde (DL-[1,3- ¹³ C ₂]2,3-dihydroxypropanal)	
MW 92.06	¹³ C ₂ CH ₆ O ₃	[478529-53-2]	
<i>Supplied as an aqueous solution.</i>			
	0.25 g	\$	520
	0.5 g	\$	840
	1 g	\$	1400


GLE-006		D-[1,2,3-¹³C₃]glyceraldehyde (D-[1,2,3- ¹³ C ₃]2,3-dihydroxypropanal)	
MW 93.06	¹³ C ₃ H ₆ O ₃	[478529-54-3]	
<i>Supplied as an aqueous solution.</i>			
	0.1 g	\$	280
	0.25 g	\$	550
	0.5 g	\$	900
	1 g	\$	1500


GLE-007		DL-[1,2,3-¹³C₃]glyceraldehyde (DL-[1,2,3- ¹³ C ₃]2,3-dihydroxypropanal)	
MW 93.06	¹³ C ₃ H ₆ O ₃	[478529-56-5]	
<i>Supplied as an aqueous solution.</i>			
	0.25 g	\$	550
	0.5 g	\$	900
	1 g	\$	1500

GLE-008		DL-[1-²H]glyceraldehyde (DL-[1- ² H]2,3-dihydroxypropanal)	
MW 91.08	C ₃ ² HH ₅ O ₃	[72599-69-0]	
<i>Supplied as an aqueous solution.</i>			
	0.25 g	\$	300
	0.5 g	\$	470
	1 g	\$	750

GLE-012		D-[2-²H]glyceraldehyde (D-[2- ² H]2,3-dihydroxypropanal)	
MW 91.08	C ₃ ² HH ₅ O ₃	[478529-64-5]	
<i>Supplied as an aqueous solution.</i>			
	0.25 g	\$	660
	0.5 g	\$	1150
	1 g	\$	2000


GLE-009		D-[3,3'-²H₂]glyceraldehyde (D-[3,3'- ² H ₂]2,3-dihydroxypropanal)	
MW 92.09	C ₃ ² H ₂ H ₄ O ₃	[478529-58-7]	
<i>Supplied as an aqueous solution.</i>			
	0.25 g	\$	410
	0.5 g	\$	660
	1 g	\$	1100


GLE-010		D-[1,2,3,3'-²H₄]glyceraldehyde (D-[1,2,3,3'- ² H ₄]2,3-dihydroxypropanal)	
MW 94.10	C ₃ ² H ₄ H ₂ O ₃	[478529-60-1]	
<i>Supplied as an aqueous solution.</i>			
	0.1 g	\$	1960
	0.25 g	\$	3920

GLE-011		DL-[1,2,3,3'-²H₄]glyceraldehyde (DL-[1,2,3,3'- ² H ₄]2,3-dihydroxypropanal)	
MW 94.10	C ₃ ² H ₄ H ₂ O ₃	[478529-62-3]	
<i>Supplied as an aqueous solution.</i>			
			Request Price

D-glycero-D-galactoheptose
see mannoheptose page 58

D-glycero-D-guloheptonic acid
see α-D-glucoheptonic acid page 43

ALD-021		D-[1-¹³C]glycerol	
MW 93.09	¹³ CC ₂ H ₈ O ₃	[56-81-5] ^{UN}	
<i>Supplied as an aqueous solution.</i>			
	0.25 g	\$	430
	0.5 g	\$	680
	1 g	\$	1100

ALD-022		DL-[1-¹³C]glycerol	
MW 93.09	¹³ CC ₂ H ₈ O ₃	[98292-00-3]	
<i>Supplied as an aqueous solution.</i>			
	0.25 g	\$	130
	0.5 g	\$	210
	1 g	\$	350

Labeled Saccharides, Nucleosides, and Their Derivatives

ALD-023 [2-¹³C]glycerol

MW 93.09 ¹³CC₂H₈O₃ [82425-96-5]

Supplied as an aqueous solution.



0.25 g \$ 140
0.5 g \$ 230
1 g \$ 400

ALD-024 D-[3-¹³C]glycerol

MW 93.09 ¹³CC₂H₈O₃ [154278-20-3]

Supplied as an aqueous solution.



0.25 g \$ 640
0.5 g \$ 1040
1 g \$ 1700

ALD-025 [1,3-¹³C₂]glycerol

MW 94.08 ¹³C₂H₈O₃ [102088-01-7]

Supplied as an aqueous solution.



0.25 g \$ 670
0.5 g \$ 1060
1 g \$ 1700

ALD-026 [1,2,3-¹³C₃]glycerol

MW 95.07 ¹³C₃H₈O₃ [63346-81-6]

Supplied as an aqueous solution.



0.25 g \$ 430
0.5 g \$ 680
1 g \$ 1100

glycero-tetrolase

see erythrulose page 34

GLO-001 [1-¹³C]glycolaldehyde

MW 61.05 ¹³CCH₄O₂ [71122-42-4]

Supplied as an aqueous solution.



0.25 g \$ 345
0.5 g \$ 570
1 g \$ 960

GLO-002 [2-¹³C]glycolaldehyde

MW 61.05 ¹³CCH₄O₂ [478529-67-8]

Supplied as an aqueous solution.



0.25 g \$ 650
0.5 g \$ 1080
1 g \$ 1800

GLO-003 [1,2-¹³C₂]glycolaldehyde

MW 62.04 ¹³C₂H₄O₂ [478529-69-0]

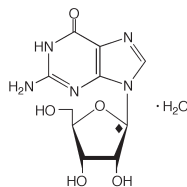
Supplied as an aqueous solution.



0.25 g \$ 685
0.5 g \$ 1140
1 g \$ 1900

NUC-042 [1'-¹³C]guanosine monohydrate

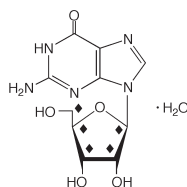
MW 302.25 ¹³CC₉H₁₃N₅O₅·H₂O [478511-32-9]



0.05 g \$ 875
0.1 g \$ 1620

NUC-063 [1',2',3',4',5'-¹³C₅]guanosine monohydrate

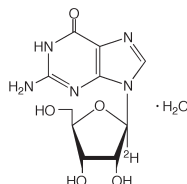
MW 306.22 ¹³C₅H₁₃N₅O₅·H₂O [118-00-3]^{UN}



0.01 g \$ 360
0.025 g \$ 720
0.05 g \$ 1320
0.1 g \$ 2500

NUC-051 [1'-²H]guanosine monohydrate

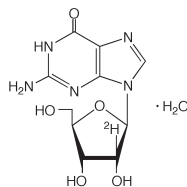
MW 302.26 C₁₀²HH₁₂N₅O₅·H₂O [118-00-3]^{UN}



0.05 g \$ 900
0.1 g \$ 1660

NUC-065 [2'-²H]guanosine monohydrate

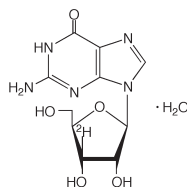
MW 302.26 C₁₀²HH₁₂N₅O₅·H₂O [118-00-3]^{UN}
97 atom-% ²H



0.025 g \$ 600

NUC-066 [3'-²H]guanosine monohydrate

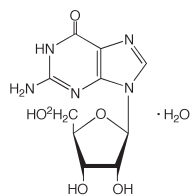
MW 302.26 C₁₀²HH₁₂N₅O₅·H₂O [118-00-3]^{UN}
97 atom-% ²H



Request Price

NUC-043 [5',5''-²H₂]guanosine monohydrate

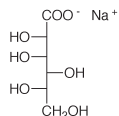
MW 303.27 C₁₀²H₂H₁₁N₅O₅·H₂O [478511-34-1]



0.05 g \$ 875
0.1 g \$ 1620

GUL-014 L-gulonic acid, sodium salt
(Sodium L-gulonate)

MW 218.14 C₆H₁₁NaO₇

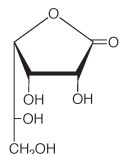


Request Price

gulonic acid lactone
see gulono-lactone page 52

GUL-012 D-gulono-1,4-lactone
(D-gulonic acid γ-lactone)

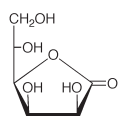
MW 178.14 C₆H₁₀O₆ [6322-07-2]



1 g \$ 80

GUL-011 L-gulono-1,4-lactone
(L-gulonic acid γ-lactone)

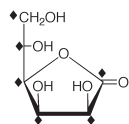
MW 178.14 C₆H₁₀O₆ [1128-23-0]



1 g \$ 80

GUL-015 L-[UL-¹³C₆]gulono-1,4-lactone
(L-[UL-¹³C₆]gulonic acid γ-lactone)

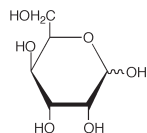
MW 184.09 ¹³C₆H₁₀O₆ [1128-23-0]^{UN}



Request Price

GUL-003 D-gulose

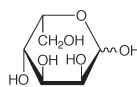
MW 180.16 C₆H₁₂O₆ [4205-23-6]



0.25 g \$ 170
0.5 g \$ 290
1 g \$ 500

GUL-004 L-gulose

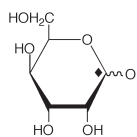
MW 180.16 C₆H₁₂O₆ [6027-89-0]



0.25 g \$ 220
0.5 g \$ 370
1 g \$ 640

GUL-001 D-[1-¹³C]gulose

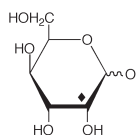
MW 181.15 ¹³CC₅H₁₂O₆ [70849-25-1]



0.25 g \$ 200
0.5 g \$ 350
1 g \$ 600

GUL-002 D-[2-¹³C]gulose

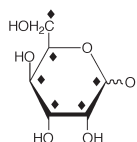
MW 181.15 ¹³CC₅H₁₂O₆ [478529-73-6]



0.25 g \$ 300
0.5 g \$ 510
1 g \$ 870

GUL-013 D-[UL-¹³C₆]gulose

MW 186.11 ¹³C₆H₁₂O₆ [4205-23-6]^{UN}



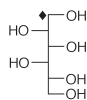
0.05 g \$ 300
0.1 g \$ 560

hexaacetylchitohexaose

see N-acetylglucosamine oligomers page 16

ALD-027 D-[1-¹³C]iditol

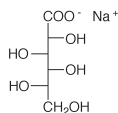
MW 183.17 ¹³CC₅H₁₄O₆ [25878-23-3]^{UN}



0.25 g \$ 290
0.5 g \$ 500
1 g \$ 850

IDO-017 L-idonic acid, sodium salt
(Sodium L-idonate)

MW 218.14 C₆H₁₁NaO₇

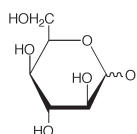


0.1 g \$ 180
0.25 g \$ 350
0.5 g \$ 600
1 g \$ 1100

IDO-004 D-idose

MW 180.16 C₆H₁₂O₆ [5978-95-0]

Supplied as an aqueous solution.



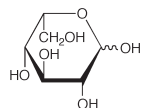
0.25 g \$ 225
0.5 g \$ 375
1 g \$ 650

Labeled Saccharides, Nucleosides, and Their Derivatives

IDO-005 L-idose

MW 180.16 $C_6H_{12}O_6$ [5934-56-5]

Supplied as an aqueous solution.



0.25 g \$ 310

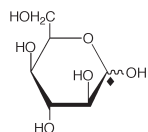
0.5 g \$ 500

1 g \$ 860

IDO-006 D-[1-¹³C]idose

MW 181.15 $^{13}CC_5H_{12}O_6$ [5978-95-0]^{UN}

Supplied as an aqueous solution.

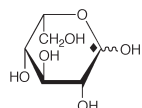


Request Price

IDO-001 L-[1-¹³C]idose

MW 181.15 $^{13}CC_5H_{12}O_6$ [5934-56-5]^{UN}

Supplied as an aqueous solution.



0.25 g \$ 310

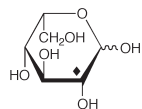
0.5 g \$ 500

1 g \$ 840

IDO-002 L-[2-¹³C]idose

MW 181.15 $^{13}CC_5H_{12}O_6$ [5934-56-5]^{UN}

Supplied as an aqueous solution.



0.25 g \$ 360

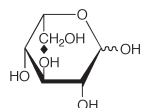
0.5 g \$ 580

1 g \$ 970

IDO-003 L-[6-¹³C]idose

MW 181.15 $^{13}CC_5H_{12}O_6$ [115973-80-3]

Supplied as an aqueous solution.



0.25 g \$ 275

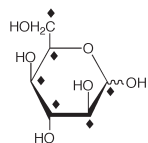
0.5 g \$ 475

1 g \$ 800

IDO-016 D-[UL-¹³C₆]idose

MW 186.11 $^{13}C_6H_{12}O_6$ [5978-95-0]^{UN}

Supplied as an aqueous solution.



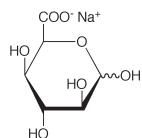
0.05 g \$ 300

0.1 g \$ 560

IDO-013 D-iduronic acid, sodium salt

(Sodium D-iduronate)

MW 216.12 $C_6H_9NaO_7$

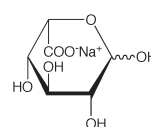


Request Price

IDO-014 L-iduronic acid, sodium salt

(Sodium L-iduronate)

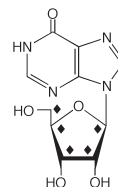
MW 216.12 $C_6H_9NaO_7$ [2073-35-0]



Request Price

NUC-072 [1',2',3',4',5'-¹³C₅]inosine

MW 273.19 $^{13}C_5C_5H_{12}N_4O_5$ [58-63-9]^{UN}



0.01 g \$ 250

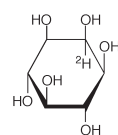
0.025 g \$ 500

0.05 g \$ 820

0.1 g \$ 1500

ALD-028 [2-²H]myo-inositol

MW 181.16 $C_6^2HH_{11}O_6$ [87-89-8]^{UN}



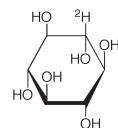
0.05 g \$ 225

0.1 g \$ 375

0.25 g \$ 750

ALD-066 [1-²H]scyllo-inositol

MW 181.16 $C_6^2HH_{11}O_6$ [488-59-5]^{UN}



0.05 g \$ 225

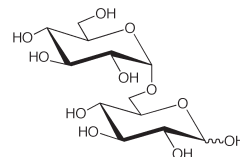
0.1 g \$ 375

0.25 g \$ 750

DIS-014 isomaltose

(6-O-α-D-glucopyranosyl-D-glucose)

MW 342.30 $C_{12}H_{22}O_{11}$ [499-40-1]

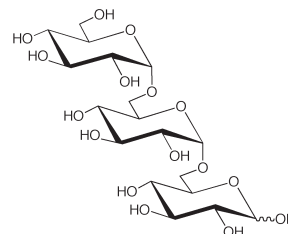


Request Price

TRI-013 isomaltotriose

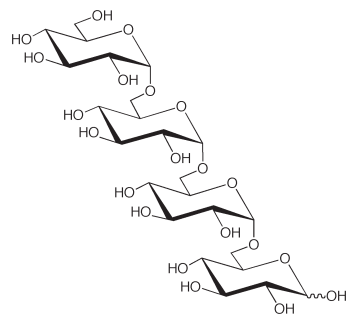
(αD-Glcp(1→6)αD-Glcp(1→6)D-Glcp)

MW 504.44 $C_{18}H_{32}O_{16}$ [3371-50-4]



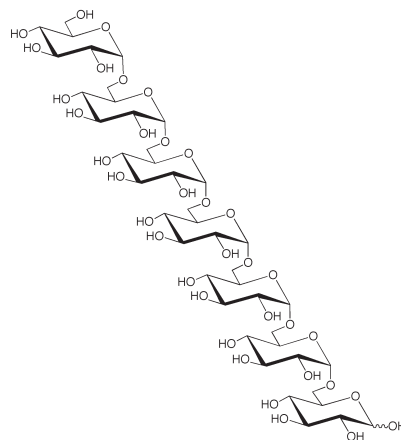
Request Price

TET-012 isomaltotetraose
 $(\alpha\text{D-Glcp}(1\rightarrow6)\alpha\text{D-Glcp}(1\rightarrow6)\alpha\text{D-Glcp}(1\rightarrow6)\text{D-Glcp})$
 MW 666.58 $\text{C}_{24}\text{H}_{42}\text{O}_{21}$ [35997-20-7]



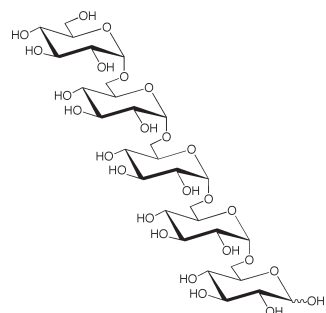
Request Price

OLI-004 isomaltoheptaose
 $(\text{Glc}\alpha-6\text{Glc}\alpha-6\text{Glc}\alpha-6\text{Glc}\alpha-6\text{Glc}\alpha-6\text{Glc}\alpha-6\text{Glc})$
 MW 1153.00 $\text{C}_{42}\text{H}_{72}\text{O}_{36}$ [6513-12-8]



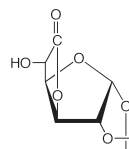
Request Price

PEN-010 isomaltopentaose
 $(\text{Glc}\alpha-6\text{Glc}\alpha-6\text{Glc}\alpha-6\text{Glc}\alpha-6\text{Glc})$
 MW 828.72 $\text{C}_{30}\text{H}_{52}\text{O}_{26}$ [6082-32-2]



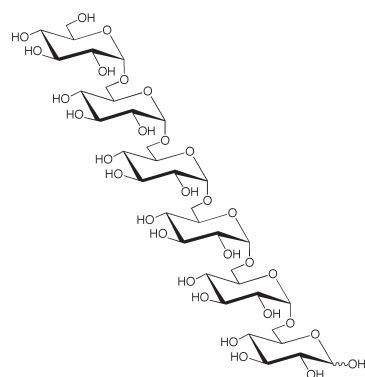
Request Price

GLC-043 1,2-O-isopropylidene-alpha-D-glucurono-6,3-lactone
 MW 216.19 $\text{C}_9\text{H}_{12}\text{O}_6$ [20513-98-8]



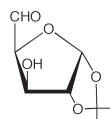
0.5 g \$ 80
 1 g \$ 150

HEX-006 isomaltohexaose
 $(\text{Glc}\alpha-6\text{Glc}\alpha-6\text{Glc}\alpha-6\text{Glc}\alpha-6\text{Glc}\alpha-6\text{Glc})$
 MW 990.86 $\text{C}_{36}\text{H}_{62}\text{O}_{31}$ [6175-02-6]



Request Price

XYL-002 1,2-O-isopropylidene-alpha-D-xylo-pentodialdo-1,4-furanose
 MW 188.18 $\text{C}_8\text{H}_{12}\text{O}_5$ [53167-11-6]
 Supplied as a crystalline dimer, MW 376.4.



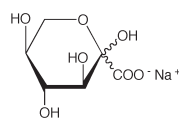
0.5 g \$ 80
 1 g \$ 150

isosorbide
 see dianhydro D-glucitol page 33

2-keto-3-deoxy-glucose
 see 3-deoxy-D-glucosone page 30

2-keto-D-glucose
 see glucosone page 49

GUL-016 2-keto-L-gulonic acid, sodium salt
 MW 216.12 $\text{C}_6\text{H}_9\text{NaO}_7$



Request Price

2-keto-L-xylose
 see xylosone page 82

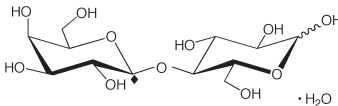
CUSTOM SYNTHESIS

If you do not see the compound you need,
 please remember we offer custom synthesis.
 See page 6 for details.

Labeled Saccharides, Nucleosides, and Their Derivatives

LAC-001 [1-¹³C^{gal}]lactose monohydrate
(4-O-β-D-[1-¹³C]galactopyranosyl-D-glucose)

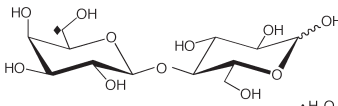
MW 361.31 ¹³CC₁₁H₂₂O₁₁·H₂O [64044-51-5]^{UN}



0.1 g	\$ 380
0.25 g	\$ 760
0.5 g	\$ 1360
1 g	\$ 2400

LAC-005 [6-¹³C^{gal}]lactose monohydrate
(4-O-β-D-[6-¹³C]galactopyranosyl-D-glucose)

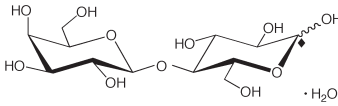
MW 361.31 ¹³CC₁₁H₂₂O₁₁·H₂O [64044-51-5]^{UN}



0.05 g	\$ 240
0.1 g	\$ 440
0.25 g	\$ 880
0.5 g	\$ 1680
1 g	\$ 3200

LAC-002 [1-¹³C^{glc}]lactose monohydrate
(4-O-β-D-galactopyranosyl-D-[1-¹³C]glucose)

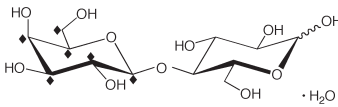
MW 361.31 ¹³CC₁₁H₂₂O₁₁·H₂O [287100-62-3]



0.1 g	\$ 380
0.25 g	\$ 760
0.5 g	\$ 1360
1 g	\$ 2400

LAC-007 [UL-¹³C₆^{gal}]lactose monohydrate
(4-O-β-D-[UL-¹³C₆]galactopyranosyl-D-glucose)

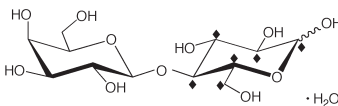
MW 366.27 ¹³C₆C₈H₂₂O₁₁·H₂O [64044-51-5]^{UN}



0.025 g	\$ 180
0.05 g	\$ 330
0.1 g	\$ 600
0.25 g	\$ 1200
0.5 g	\$ 2200
1 g	\$ 4000

LAC-006 [UL-¹³C₆^{glc}]lactose monohydrate
(4-O-β-D-galactopyranosyl-D-[UL-¹³C₆]glucose)

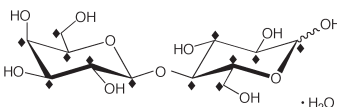
MW 366.27 ¹³C₆C₈H₂₂O₁₁·H₂O [64044-51-5]^{UN}



0.025 g	\$ 180
0.05 g	\$ 330
0.1 g	\$ 600
0.25 g	\$ 1200
0.5 g	\$ 2200
1 g	\$ 4000

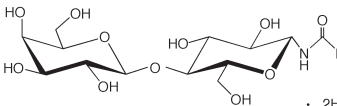
LAC-008 [UL-¹³C₁₂]lactose monohydrate
(4-O-β-D-[UL-¹³C₆]galactopyranosyl-D-[UL-¹³C₆]glucose)

MW 372.22 ¹³C₁₂H₂₂O₁₁·H₂O [64044-51-5]^{UN}



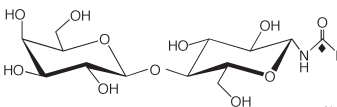
0.025 g	\$ 250
0.05 g	\$ 400
0.1 g	\$ 750
0.25 g	\$ 1500

LAC-004 β-lactosyl ureide dihydrate
C₁₃H₂₄N₂O₁₁·(H₂O)₂



0.25 g	\$ 120
0.5 g	\$ 200
1 g	\$ 360

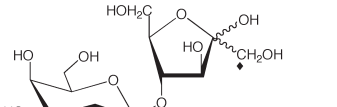
LAC-003 β-lactosyl [¹³C]ureide dihydrate
MW 421.36 ¹³CC₁₂H₂₄N₂O₁₁·(H₂O)₂



0.25 g	\$ 130
0.5 g	\$ 225
1 g	\$ 400

LAC-009 [1-¹³C^{fru}]lactulose
(4-O-β-D-galactopyranosyl-D-[1-¹³C]fructose)

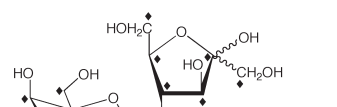
MW 343.29 ¹³CC₁₁H₂₂O₁₁ [4618-18-2]^{UN}



0.001 g	\$ 120
0.002 g	\$ 180
0.005 g	\$ 350
0.01 g	\$ 600

LAC-010 [UL-¹³C₁₂]lactulose
(4-O-β-D-[UL-¹³C₆]galactopyranosyl-D-[UL-¹³C₆]fructose)

MW 354.20 ¹³C₁₂H₂₂O₁₁ [4618-18-2]^{UN}

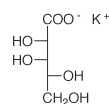


0.001 g	\$ 150
0.002 g	\$ 240
0.005 g	\$ 500
0.01 g	\$ 800

lyxitol
see arabinitol page 23

LYX-016 D-lyxonic acid, potassium salt
(Potassium D-lyxonate)

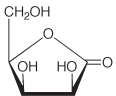
MW 204.22 C₅H₉KO₆ [78138-87-1]



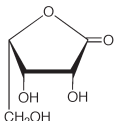
Request Price

lyxonic acid lactone
see lyxono-lactone page 56

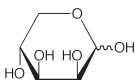
LYX-013 D-lyxono-1,4-lactone
(D-lyxonic acid γ -lactone)
MW 148.11 $C_5H_8O_5$ [15384-34-6]
1 g \$ 250



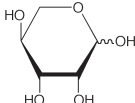
LYX-014 L-lyxono-1,4-lactone
(L-lyxonic acid γ -lactone)
MW 148.11 $C_5H_8O_5$ [104196-15-8]
0.25 g \$ 400



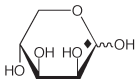
LYX-011 D-lyxose
MW 150.13 $C_5H_{10}O_5$ [1114-34-7]
Request Price



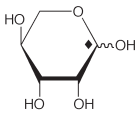
LYX-015 L-lyxose
MW 150.13 $C_5H_{10}O_5$ [1949-78-6]
1 g \$ 80



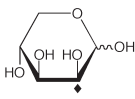
LYX-001 D-[1- ^{13}C]lyxose
MW 151.12 $^{13}CC_4H_{10}O_5$ [70849-22-8]
0.25 g \$ 200
0.5 g \$ 350
1 g \$ 600



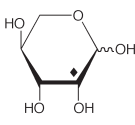
LYX-007 L-[1- ^{13}C]lyxose
MW 151.12 $^{13}CC_4H_{10}O_5$ [1949-78-6]^{UN}
0.25 g \$ 340
0.5 g \$ 600
1 g \$ 1100



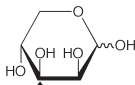
LYX-002 D-[2- ^{13}C]lyxose
MW 151.12 $^{13}CC_4H_{10}O_5$ [83379-39-9]
0.25 g \$ 250
0.5 g \$ 425
1 g \$ 750



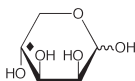
LYX-008 L-[2- ^{13}C]lyxose
MW 151.12 $^{13}CC_4H_{10}O_5$ [1949-78-6]^{UN}
0.25 g \$ 530
0.5 g \$ 940
1 g \$ 1700



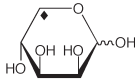
LYX-017 D-[3- ^{13}C]lyxose
MW 151.12 $^{13}CC_4H_{10}O_5$ [1114-34-7]^{UN}
Request Price



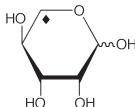
LYX-018 D-[4- ^{13}C]lyxose
MW 151.12 $^{13}CC_4H_{10}O_5$ [1114-34-7]^{UN}
Request Price



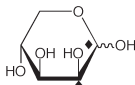
LYX-003 D-[5- ^{13}C]lyxose
MW 151.12 $^{13}CC_4H_{10}O_5$ [139657-61-7]
0.25 g \$ 650
0.5 g \$ 950
1 g \$ 1600



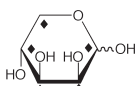
LYX-009 L-[5- ^{13}C]lyxose
MW 151.12 $^{13}CC_4H_{10}O_5$ [1949-78-6]^{UN}
0.1 g \$ 780
0.25 g \$ 1820



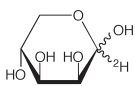
LYX-004 D-[1,2- $^{13}C_2$]lyxose
MW 152.11 $^{13}C_2C_3H_{10}O_5$ [1114-34-7]^{UN}
0.25 g \$ 370
0.5 g \$ 630
1 g \$ 1100



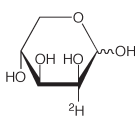
LYX-010 D-[UL- $^{13}C_5$]lyxose
MW 155.09 $^{13}C_5H_{10}O_5$ [1114-34-7]^{UN}
0.25 g \$ 580
0.5 g \$ 1050
1 g \$ 1900



LYX-005 D-[1- 2H]lyxose
MW 151.14 $C_5^2HH_9O_5$ [288846-88-8]
0.25 g \$ 220
0.5 g \$ 360
1 g \$ 600



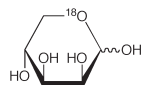
LYX-006 D-[2- 2H]lyxose
MW 151.14 $C_5^2HH_9O_5$ [1114-34-7]^{UN}
0.25 g \$ 240
0.5 g \$ 400
1 g \$ 700



Labeled Saccharides, Nucleosides, and Their Derivatives

LYX-019 D-[5-¹⁸O]lyxose

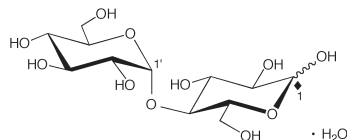
MW 152.13 C₅H₁₀¹⁸O₄ [1114-34-7]^{UN}
 >90 atom-% ¹⁸O



Request Price

MAL-001 [1-¹³C]maltose monohydrate (4-O-α-D-glucopyranosyl-D-[1-¹³C]glucose)

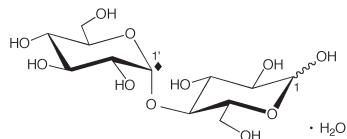
MW 361.31 ¹³CC₁₁H₂₂O₁₁·H₂O [6363-53-7]^{UN}



0.05 g \$ 280
 0.1 g \$ 450
 0.25 g \$ 890
 0.5 g \$ 1690
 1 g \$ 3220

MAL-003 [1'-¹³C]maltose monohydrate (4-O-α-D-[1-¹³C]glucopyranosyl-D-glucose)

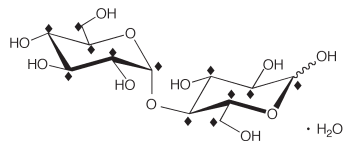
MW 361.31 ¹³CC₁₁H₂₂O₁₁·H₂O [6363-53-7]^{UN}



Request Price

MAL-002 [UL-¹³C₁₂]maltose monohydrate (4-O-α-D-[UL-¹³C₆]glucopyranosyl-D-[UL-¹³C₆]glucose)

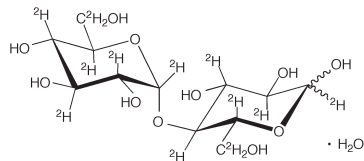
MW 372.22 ¹³C₁₂H₂₂O₁₁·H₂O [6363-53-7]^{UN}



0.05 g \$ 450

MAL-004 [UL-²H₁₄]maltose monohydrate (4-O-α-D-[UL-²H₇]glucopyranosyl-D-[UL-²H₇]glucose)

MW 374.40 C₁₂²H₁₄H₈O₁₁·H₂O [6363-53-7]^{UN}

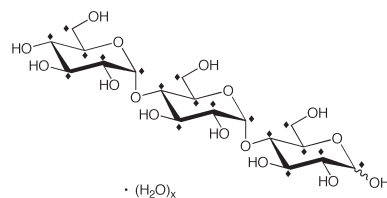


0.05 g \$ 550

TRI-004 [UL-¹³C₁₈]maltotriose hydrate

([UL-¹³C₆]Glc(α1-4)[UL-¹³C₆]Glc(α1-4)[UL-¹³C₆]Glc)

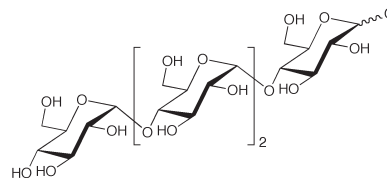
MW 522.30 ¹³C₁₈H₃₂O₁₆·(H₂O)_x [207511-08-8]^{UN}
 MW is on anhydrous basis.



0.01 g \$ 400
 0.025 g \$ 800

TET-017 maltotetraose (αD-Glcp(1→4)αD-Glcp(1→4)αD-Glcp(1→4)D-Glcp)

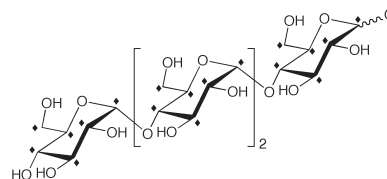
MW 666.58 C₂₄H₄₂O₂₁ [34612-38-9]



Request Price

TET-013 [UL-¹³C₂₄]maltotetraose

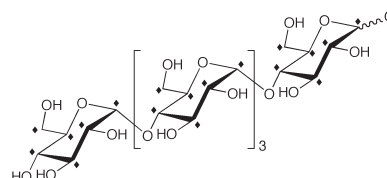
MW 690.39 ¹³C₂₄H₄₂O₂₁ [34612-38-9]^{UN}



Request Price

PEN-011 [UL-¹³C₃₀]maltopentaose

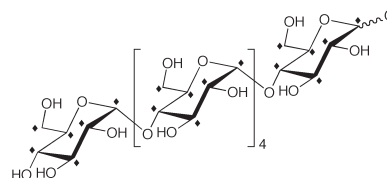
MW 858.49 ¹³C₃₀H₅₂O₂₆ [34620-76-3]^{UN}



Request Price

HEX-007 [UL-¹³C₃₆]maltohexaose

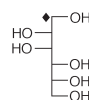
MW 1026.58 ¹³C₃₆H₆₂O₃₁ [34620-77-4]^{UN}



Request Price

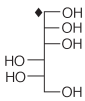
ALD-029 D-[1-¹³C]mannitol

MW 183.17 ¹³CC₅H₁₄O₆ [132202-29-0]

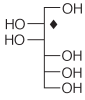


0.25 g \$ 100
 0.5 g \$ 160
 1 g \$ 240


ALD-064 L-[1-¹³C]mannitol

MW 183.17	¹³ CC ₅ H ₁₄ O ₆	[643-01-6] ^{UN}		
			0.25 g	\$ 265
			0.5 g	\$ 450
			1 g	\$ 780


ALD-054 D-[2-¹³C]mannitol

MW 183.17	¹³ CC ₅ H ₁₄ O ₆	[287100-69-0]		
			0.25 g	\$ 265
			0.5 g	\$ 450
			1 g	\$ 780


ALD-056 D-[1,2-¹³C₂]mannitol

MW 184.16	¹³ C ₂ C ₄ H ₁₄ O ₆	[69-65-8] ^{UN}		
			0.25 g	\$ 280
			0.5 g	\$ 485
			1 g	\$ 840

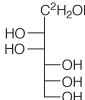
ALD-057 D-[1,6-¹³C₂]mannitol

MW 184.16	¹³ C ₂ C ₄ H ₁₄ O ₆	[69-65-8] ^{UN}		
			0.25 g	\$ 520
			0.5 g	\$ 840
			1 g	\$ 1400


ALD-030 D-[UL-¹³C₆]mannitol

MW 188.13	¹³ C ₆ H ₁₄ O ₆	[287112-34-9]		
			0.05 g	\$ 100
			0.1 g	\$ 160
			0.25 g	\$ 320
			0.5 g	\$ 560
			1 g	\$ 1000

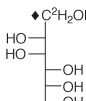
ALD-031 D-[1,1'-²H₂]mannitol

MW 184.19	C ₆ ² H ₂ H ₁₂ O ₆	[69-65-8] ^{UN}		
			0.25 g	\$ 75
			0.5 g	\$ 120
			1 g	\$ 210

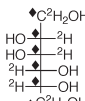
ALD-063 D-[UL-²H₈]mannitol

MW 190.22	C ₆ ² H ₈ H ₆ O ₆	[69-65-8] ^{UN}		
			0.1 g	\$ 220
			0.25 g	\$ 440
			0.5 g	\$ 800
			1 g	\$ 1500

ALD-058 D-[1-¹³C;1,1'-²H₂]mannitol

MW 185.18	¹³ CC ₅ ² H ₂ H ₁₂ O ₆	[69-65-8] ^{UN}		
			0.1 g	\$ 290
			0.25 g	\$ 580
			0.5 g	\$ 990
			1 g	\$ 1680

ALD-074 D-[UL-¹³C₆;UL-²H₈]mannitol
(D-[UL-¹³C₆;1,1',2,3,4,5,6,6'-²H₈]mannitol)

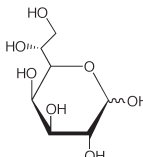
MW 196.17	¹³ C ₆ ² H ₈ H ₆ O ₆	[69-65-8] ^{UN}		
99 atom-% ¹³ C; 97 atom-% ² H				
				Request Price

mannobiose

see mannose disaccharides page 61

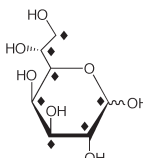
HEP-010 D-mannoheptose

(D-glycero-D-galacto-heptose)
MW 210.18 C₇H₁₄O₇ [7634-39-1]

	0.25 g	\$ 150
	0.5 g	\$ 250
	1 g	\$ 400

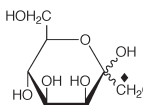
HEP-009 D-[UL-¹³C₇]mannoheptose

(D-glycero-D-galacto-[UL-¹³C₇]heptose)
MW 217.12 ¹³C₇H₁₄O₇ [7634-39-1]^{UN}

	0.01 g	\$ 150
	0.025 g	\$ 300
	0.05 g	\$ 550
	0.1 g	\$ 1000

HEP-001 D-manno-[1-¹³C]hept-2-ulose

(D-manno-[1-¹³C]heptulose)
MW 211.18 ¹³CC₆H₁₄O₇

	0.25 g	\$ 510
	0.5 g	\$ 890
	1 g	\$ 1600

HEP-008 D-manno-[UL-¹³C₇]hept-2-ulose

(D-manno-[UL-¹³C₇]heptulose)
MW 217.12 ¹³C₇H₁₄O₇ [3615-44-9]^{UN}

	0.01 g	\$ 300
	0.025 g	\$ 600
	0.05 g	\$ 1100
	0.1 g	\$ 2000

Labeled Saccharides, Nucleosides, and Their Derivatives

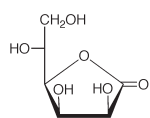
mannonic acid lactone

see mannono-lactone page 59

MAN-004 D-mannono-1,4-lactone

(D-mannonic acid γ -lactone)

MW 178.14 $C_6H_{10}O_6$ [26301-79-1]



0.25 g \$ 80

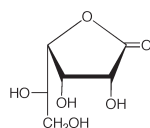
0.5 g \$ 120

1 g \$ 220

MAN-040 L-mannono-1,4-lactone

(L-mannonic acid γ -lactone)

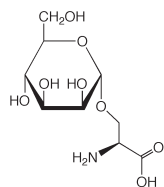
MW 178.14 $C_6H_{10}O_6$ [22430-23-5]



1 g \$ 150

AAG-001 O- α -D-mannopyranosyl-L-serine

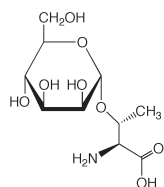
MW 267.24 $C_9H_{17}NO_8$



Request Price

AAG-002 O- α -D-mannopyranosyl-L-threonine

MW 281.26 $C_{10}H_{19}NO_8$



0.1 g \$ 300

0.25 g \$ 580

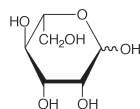
0.5 g \$ 960

mannosamine

see 2-amino-2-deoxy-D-mannose page 22

MAN-030 L-mannose

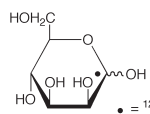
MW 180.16 $C_6H_{12}O_6$ [10030-80-5]



1 g \$ 60

MAN-028 D-[1- ^{12}C]mannose (^{13}C depleted at C1)

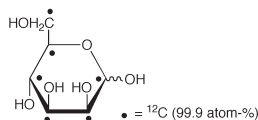
MW 180.15 $^{12}CC_5H_{12}O_6$ [3458-28-4]^{UN}
99.9 atom-% ^{12}C at C1



Request Price

MAN-027 D-[UL- $^{12}C_6$]mannose (^{13}C depleted)

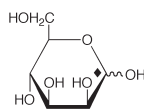
MW 180.09 $^{12}C_6H_{12}O_6$ [3458-28-4]^{UN}
99.9 atom-% ^{12}C



Request Price

MAN-005 D-[1- ^{13}C]mannose

MW 181.15 $^{13}CC_5H_{12}O_6$ [70849-31-9]

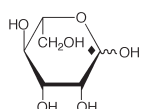


0.5 g \$ 105

1 g \$ 175

MAN-006 L-[1- ^{13}C]mannose

MW 181.15 $^{13}CC_5H_{12}O_6$ [10030-80-5]^{UN}



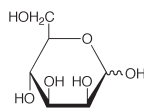
0.25 g \$ 130

0.5 g \$ 210

1 g \$ 350

MAN-007 D-[2- ^{13}C]mannose

MW 181.15 $^{13}CC_5H_{12}O_6$ [70849-16-0]



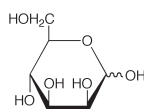
0.25 g \$ 220

0.5 g \$ 380

1 g \$ 650

MAN-008 D-[3- ^{13}C]mannose

MW 181.15 $^{13}CC_5H_{12}O_6$ [101615-89-8]



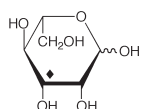
0.25 g \$ 500

0.5 g \$ 870

1 g \$ 1500

MAN-036 L-[3- ^{13}C]mannose

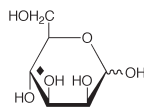
MW 181.15 $^{13}CC_5H_{12}O_6$ [10030-80-5]^{UN}



Request Price

MAN-009 D-[4- ^{13}C]mannose

MW 181.15 $^{13}CC_5H_{12}O_6$ [3458-28-4]^{UN}



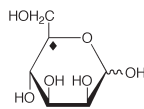
0.25 g \$ 550

0.5 g \$ 990

1 g \$ 1800

MAN-010 D-[5- ^{13}C]mannose

MW 181.15 $^{13}CC_5H_{12}O_6$ [3458-28-4]^{UN}



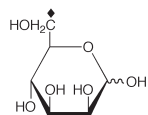
0.25 g \$ 580

0.5 g \$ 1050

1 g \$ 1900

MAN-011 D-[6-¹³C]mannose

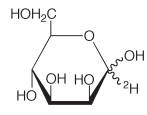
MW 181.15 ¹³CC₅H₁₂O₆ [115973-81-4]



0.25 g \$ 340
0.5 g \$ 610
1 g \$ 1100

MAN-013 D-[1-²H]mannose

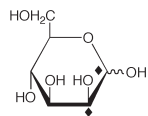
MW 181.16 C₆²HH₁₁O₆ [288846-86-6]



0.25 g \$ 100
0.5 g \$ 135
1 g \$ 190

MAN-018 D-[1,2-¹³C₂]mannose

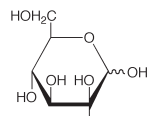
MW 182.14 ¹³C₂C₄H₁₂O₆ [3458-28-4]^{UN}



0.25 g \$ 220
0.5 g \$ 380
1 g \$ 650

MAN-014 D-[2-²H]mannose

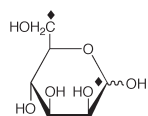
MW 181.16 C₆²HH₁₁O₆ [3458-28-4]^{UN}



0.25 g \$ 100
0.5 g \$ 135
1 g \$ 190

MAN-019 D-[1,6-¹³C₂]mannose

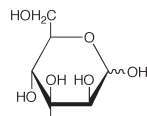
MW 182.14 ¹³C₂C₄H₁₂O₆ [3458-28-4]^{UN}



0.25 g \$ 500
0.5 g \$ 820
1 g \$ 1450

MAN-024 D-[3-²H]mannose

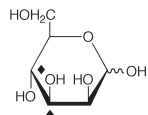
MW 181.16 C₆²HH₁₁O₆ [3458-28-4]^{UN}



0.25 g \$ 600
0.5 g \$ 1000
1 g \$ 1800

MAN-032 D-[3,4-¹³C₂]mannose

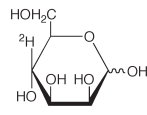
MW 182.14 ¹³C₂C₄H₁₂O₆ [3458-28-4]^{UN}



0.1 g \$ 450

MAN-025 D-[4-²H]mannose

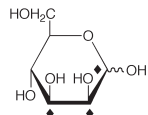
MW 181.16 C₆²HH₁₁O₆ [3458-28-4]^{UN}



0.25 g \$ 880
0.5 g \$ 1500
1 g \$ 2650

MAN-035 D-[1,2,3-¹³C₃]mannose

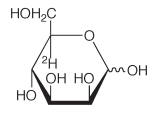
MW 183.13 ¹³C₃C₃H₁₂O₆ [3458-28-4]^{UN}



0.25 g \$ 565
0.5 g \$ 980
1 g \$ 1700

MAN-026 D-[5-²H]mannose

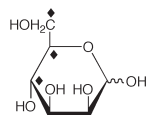
MW 181.16 C₆²HH₁₁O₆ [3458-28-4]^{UN}



0.25 g \$ 520
0.5 g \$ 840
1 g \$ 1500

MAN-039 D-[2,3,4,5,6-¹³C₅]mannose

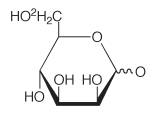
MW 185.12 ¹³C₅CH₁₂O₆ [3458-28-4]^{UN}



0.1 g \$ 940

MAN-015 D-[6,6'-²H₂]mannose

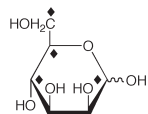
MW 182.17 C₆²H₂H₁₀O₆ [3458-28-4]^{UN}



0.25 g \$ 120
0.5 g \$ 200
1 g \$ 350

MAN-012 D-[UL-¹³C₆]mannose

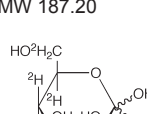
MW 186.11 ¹³C₆H₁₂O₆ [287100-74-7]



0.1 g \$ 110
0.25 g \$ 220
0.5 g \$ 380
1 g \$ 650

MAN-041 D-[UL-²H₇]mannose
(D-[1,2,3,4,5,6,6'-²H₇]mannose)

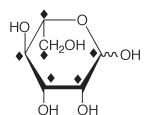
MW 187.20 C₆²H₇H₅O₆ [3458-28-4]^{UN}



0.1 g \$ 200
0.25 g \$ 400
0.5 g \$ 720
1 g \$ 1200

MAN-042 L-[UL-¹³C₆]mannose

MW 186.11 ¹³C₆H₁₂O₆ [10030-80-5]^{UN}

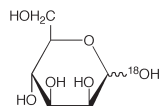


Request Price

Labeled Saccharides, Nucleosides, and Their Derivatives

MAN-046 D-[1-¹⁸O]mannose

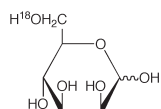
MW 182.16 C₆H₁₂¹⁸O₅ [3458-28-4]^{UN}
 >90 atom-% ¹⁸O



Request Price

MAN-052 D-[6-¹⁸O]mannose

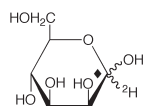
MW 182.16 C₆H₁₂¹⁸O₅ [3458-28-4]^{UN}
 >90 atom-% ¹⁸O



0.05 g \$ 500

MAN-031 D-[1-¹³C;1-²H]mannose

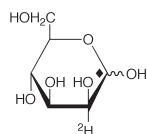
MW 182.16 ¹³CC₅²HH₁₁O₆ [3458-28-4]^{UN}



0.1 g \$ 150
 0.25 g \$ 300
 0.5 g \$ 550
 1 g \$ 1000

MAN-051 D-[1-¹³C;2-²H]mannose

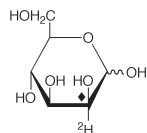
MW 182.16 ¹³CC₅²HH₁₁O₆ [3458-28-4]^{UN}



0.1 g \$ 300
 0.25 g \$ 600
 0.5 g \$ 1000
 1 g \$ 1800

MAN-043 D-[2-¹³C;2-²H]mannose

MW 182.16 ¹³CC₅²HH₁₁O₆ [3458-28-4]^{UN}

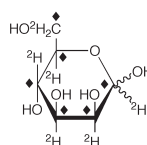


Request Price

MAN-045 D-[UL-¹³C₆;UL-²H₇]mannose

(D-[UL-¹³C₆;1,2,3,4,5,6'-²H₇]mannose)

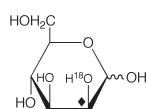
MW 193.15 ¹³C₆²H₇H₅O₆ [3458-28-4]^{UN}
 99 atom-% ¹³C; 97 atom-% ²H



0.1 g \$ 135
 0.25 g \$ 270
 0.5 g \$ 465
 1 g \$ 800

MAN-044 D-[2-¹³C;2-¹⁸O]mannose

MW 183.15 ¹³CC₅H₁₂¹⁸O₅ [3458-28-4]^{UN}
 99 atom-% ¹³C; 90 atom-% ¹⁸O

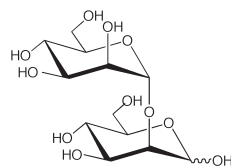


Request Price

DIS-010 Manα-2Man

(2-O-α-D-mannopyranosyl-D-mannopyranose)

MW 342.30 C₁₂H₂₂O₁₁ [15548-39-7]

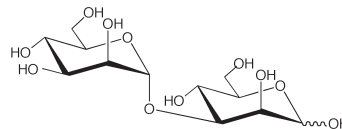


Request Price

DIS-011 Manα-3Man

(3-O-α-D-mannopyranosyl-D-mannopyranose)

MW 342.30 C₁₂H₂₂O₁₁ [23745-85-9]

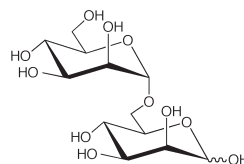


Request Price

DIS-012 Manα-6Man

(6-O-α-D-mannopyranosyl-D-mannopyranose)

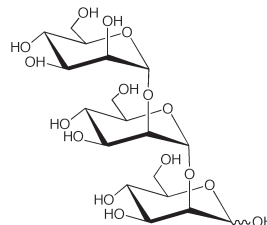
MW 342.30 C₁₂H₂₂O₁₁ [6614-35-3]



Request Price

TRI-007 Manα-2Manα-2Man

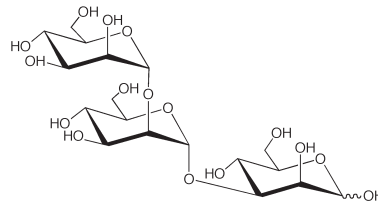
MW 504.44 C₁₈H₃₂O₁₆



Request Price

TRI-008 Manα-2Manα-3Man

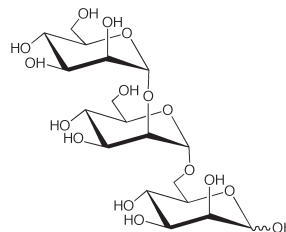
MW 504.44 C₁₈H₃₂O₁₆



Request Price

TRI-009 Manα-2Manα-6Man

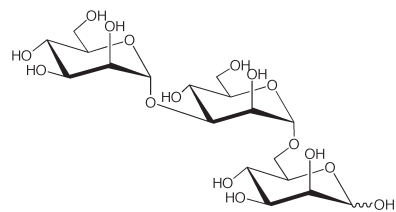
MW 504.44 C₁₈H₃₂O₁₆



Request Price

TRI-010 Man α -3Man α -6Man

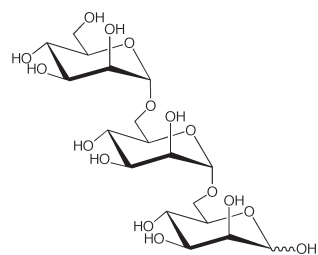
MW 504.44 C₁₈H₃₂O₁₆



Request Price

TRI-005 Man α -6Man α -6Man

MW 504.44 C₁₈H₃₂O₁₆

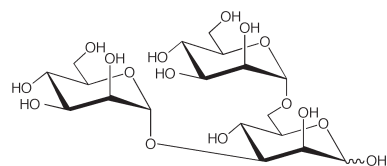


Request Price

TRI-006 Man α -3[Man α -6]Man

(3,6-di-O- α -D-mannopyranosyl-D-mannopyranose)

MW 504.44 C₁₈H₃₂O₁₆ [121123-33-9]

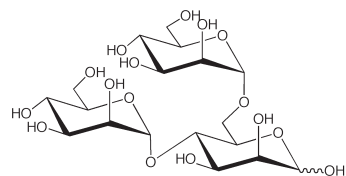


Request Price

TRI-011 Man α -4[Man α -6]Man

(4,6-di-O- α -D-mannopyranosyl-D-mannopyranose)

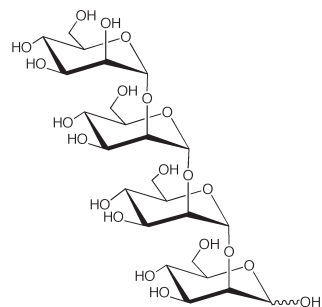
MW 504.44 C₁₈H₃₂O₁₆



Request Price

TET-016 Man α -2Man α -2Man α -2Man

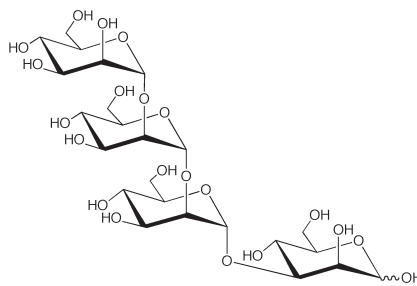
MW 666.58 C₂₄H₄₂O₂₁



Request Price

TET-004 Man α -2Man α -2Man α -3Man

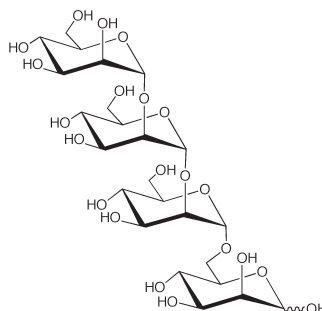
MW 666.58 C₂₄H₄₂O₂₁



Request Price

TET-006 Man α -2Man α -2Man α -6Man

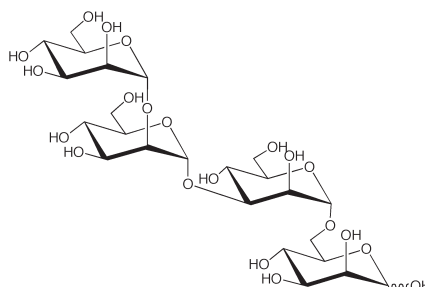
MW 666.58 C₂₄H₄₂O₂₁



Request Price

TET-005 Man α -2Man α -3Man α -6Man

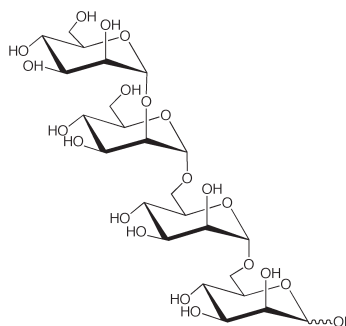
MW 666.58 C₂₄H₄₂O₂₁



Request Price

TET-007 Man α -2Man α -6Man α -6Man

MW 666.58 C₂₄H₄₂O₂₁

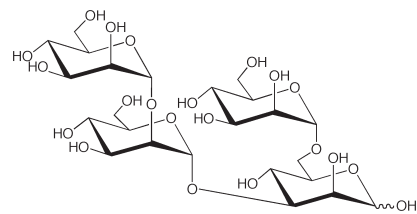


Request Price

Labeled Saccharides, Nucleosides, and Their Derivatives

TET-010 Man α -2Man α -3[Man α -6]Man

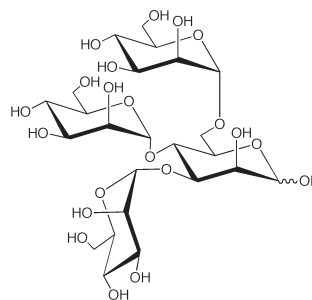
MW 666.58 C₂₄H₄₂O₂₁



Request Price

TET-015 Man α -3[Man α -4][Man α -6]Man

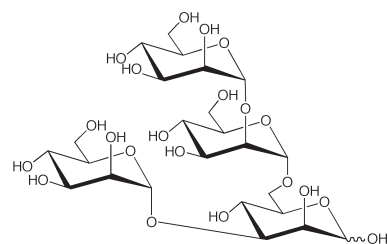
MW 666.58 C₂₄H₄₂O₂₁



Request Price

TET-009 Man α -2Man α -6[Man α -3]Man

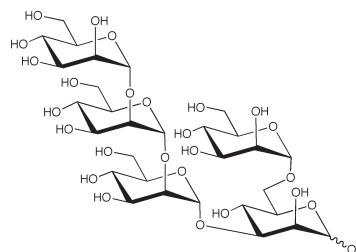
MW 666.58 C₂₄H₄₂O₂₁



Request Price

PEN-007 Man α -2Man α -2Man α -3[Man α -6]Man

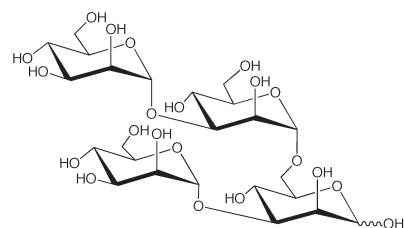
MW 828.72 C₃₀H₅₂O₂₆



Request Price

TET-011 Man α -3Man α -6[Man α -3]Man

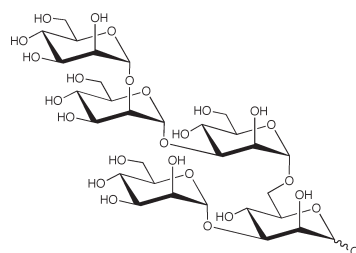
MW 666.58 C₂₄H₄₂O₂₁



Request Price

PEN-003 Man α -2Man α -3Man α -6[Man α -3]Man

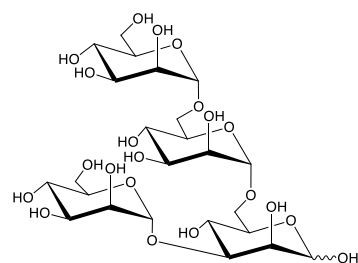
MW 828.72 C₃₀H₅₂O₂₆



Request Price

TET-019 Man α -6Man α -6[Man α -3]Man

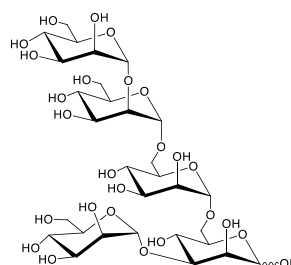
MW 666.58 C₂₄H₄₂O₂₁



Request Price

PEN-015 Man α -2Man α -6Man α -6[Man α -3]Man

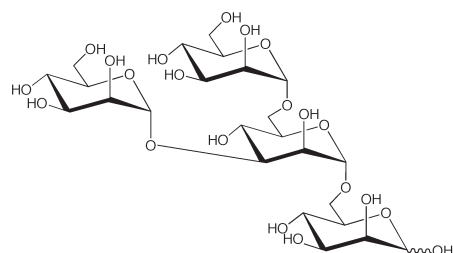
MW 828.72 C₃₀H₅₂O₂₆



Request Price

TET-008 Man α -3[Man α -6]Man α -6Man

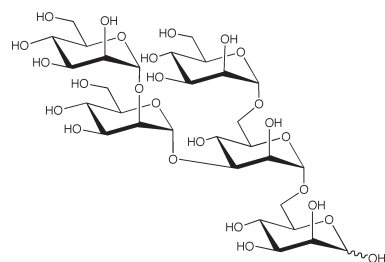
MW 666.58 C₂₄H₄₂O₂₁



Request Price

PEN-008 Man α -2Man α -3[Man α -6]Man α -6Man

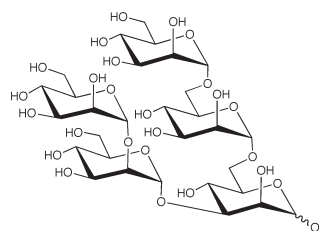
MW 828.72 C₃₀H₅₂O₂₆



Request Price

PEN-004 Man α -2Man α -3[Man α -6Man α -6]Man

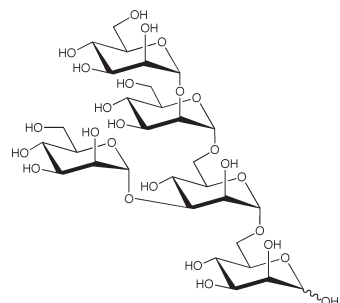
MW 828.72 C₃₀H₅₂O₂₆



Request Price

PEN-002 Man α -2Man α -6[Man α -3]Man α -6Man

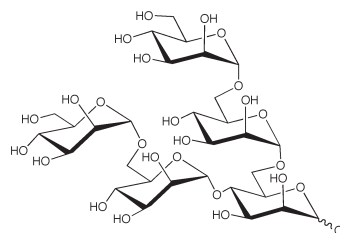
MW 828.72 C₃₀H₅₂O₂₆



Request Price

PEN-012 Man α -6Man α -4[Man α -6Man α -6]Man

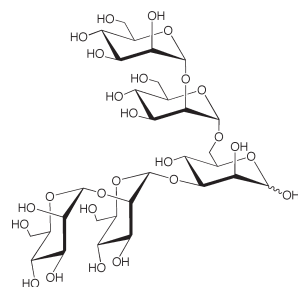
MW 828.72 C₃₀H₅₂O₂₆



Request Price

PEN-005 Man α -2Man α -3[Man α -2Man α -6]Man

MW 828.72 C₃₀H₅₂O₂₆

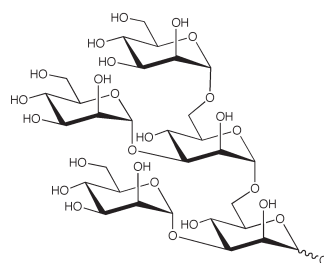


Request Price

PEN-001 Man α -3[Man α -6]Man α -6[Man α -3]Man

MW 828.72 C₃₀H₅₂O₂₆

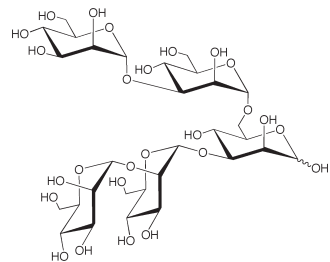
[112828-69-0]



Request Price

PEN-006 Man α -2Man α -3[Man α -3Man α -6]Man

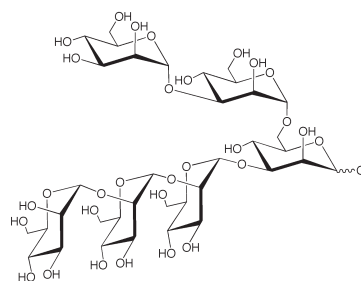
MW 828.72 C₃₀H₅₂O₂₆



Request Price

HEX-003 Man α -2Man α -2Man α -3 [Man α -3Man α -6]Man

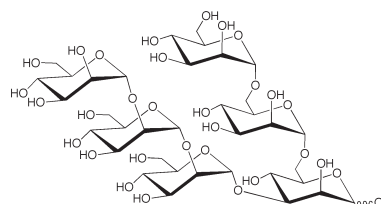
MW 990.86 C₃₆H₆₂O₃₁



Request Price

HEX-004 Man α -2Man α -2Man α -3 [Man α -6Man α -6]Man

MW 990.86 C₃₆H₆₂O₃₁

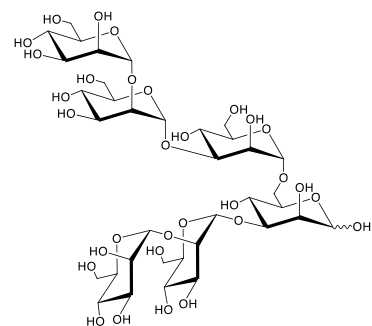


Request Price

Labeled Saccharides, Nucleosides, and Their Derivatives

HEX-011 **Man α -2Man α -3Man α -6
[Man α -2Man α -3]Man**

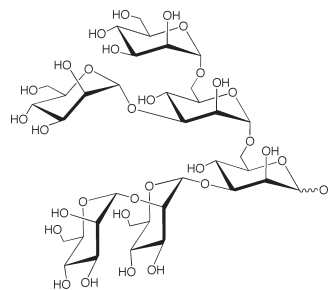
MW 990.86 C₃₆H₆₂O₃₁



Request Price

HEX-002 **Man α -3[Man α -6]Man α -6
[Man α -2Man α -3]Man**

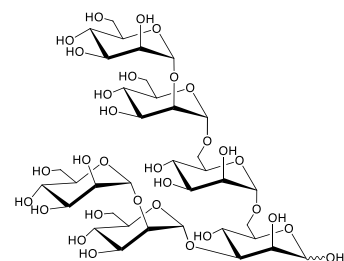
MW 990.86 C₃₆H₆₂O₃₁



Request Price

HEX-010 **Man α -2Man α -6Man α -6
[Man α -2Man α -3]Man**

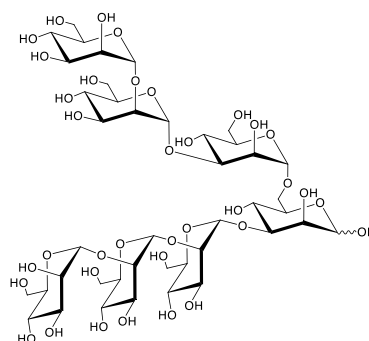
MW 990.86 C₃₆H₆₂O₃₁



Request Price

OLI-005 **Man α -2Man α -2Man α -3
[Man α -2Man α -3Man α -6]Man**

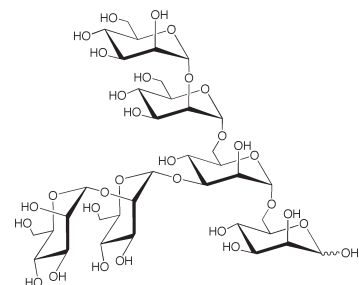
MW 1153.00 C₄₂H₇₂O₃₆



Request Price

HEX-001 **Man α -2Man α -3[Man α -2Man α -6]
Man α -6Man**

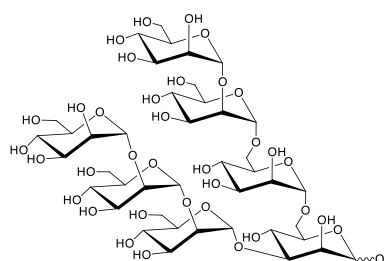
MW 990.86 C₃₆H₆₂O₃₁



Request Price

OLI-006 **Man α -2Man α -2Man α -3
[Man α -2Man α -6Man α -6]Man**

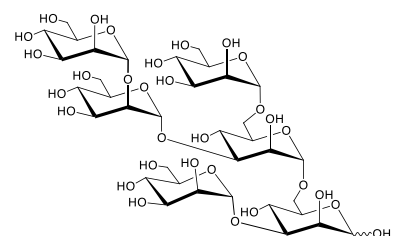
MW 1153.00 C₄₂H₇₂O₃₆



Request Price

HEX-012 **Man α -2Man α -3[Man α -6]Man α -6
[Man α -3]Man**

MW 990.86 C₃₆H₆₂O₃₁

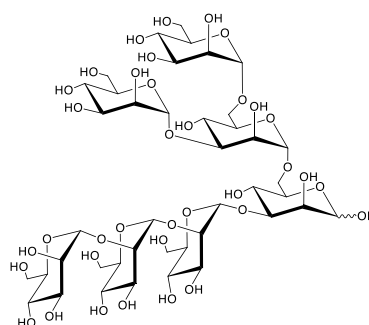


Request Price

OLI-010 **Man α -2Man α -2Man α -3[Man α -3
[Man α -6]Man α -6]Man**

(Man α -3[Man α -6]Man α -6[Man α -2Man α -
2Man α -3]Man)

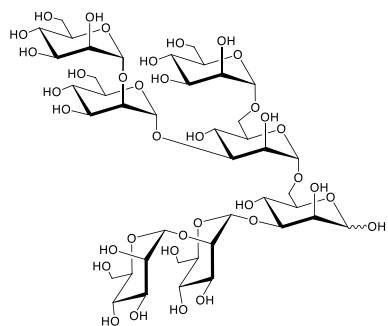
MW 1153.00 C₄₂H₇₂O₃₆



Request Price

OLI-007 **Man α -2Man α -3[Man α -6]Man α -6**
[Man α -2Man α -3]Man

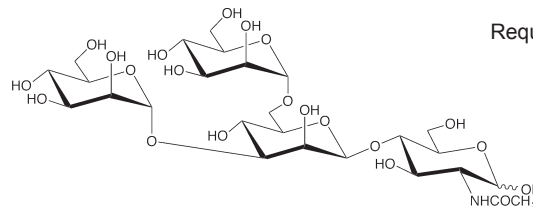
MW 1153.00 $C_{42}H_{72}O_{36}$



Request Price

TET-018 **Man α -3[Man α -6]Man β -4GlcNAc**

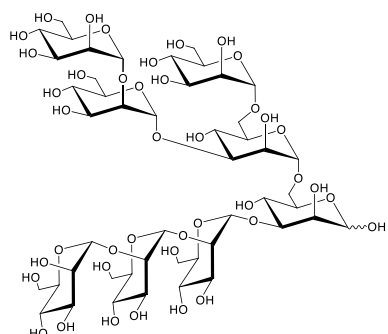
MW 707.63 $C_{26}H_{45}NO_{21}$



Request Price

OLI-008 **Man α -2Man α -3[Man α -6]Man α -6**
[Man α -2Man α -2Man α -3]Man

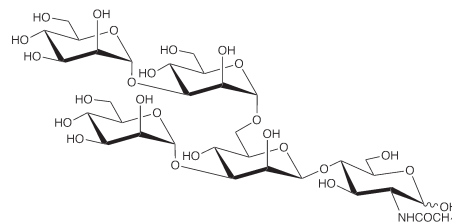
MW 1315.14 $C_{48}H_{82}O_{41}$



Request Price

PEN-013 **Man α -3Man α -6[Man α -3]Man β -4GlcNAc**

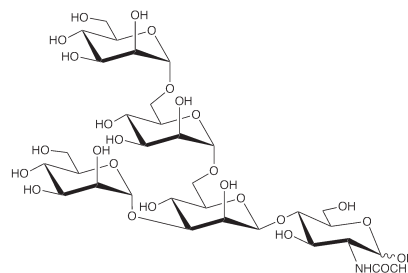
MW 869.77 $C_{32}H_{55}NO_{26}$



Request Price

PEN-014 **Man α -6Man α -6[Man α -3]Man β -4GlcNAc**

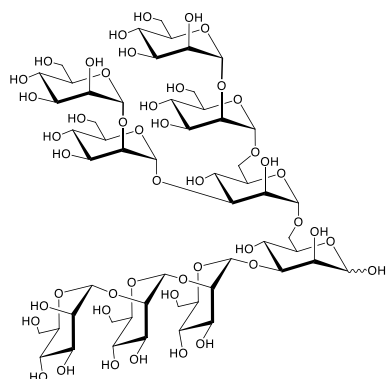
MW 869.77 $C_{32}H_{55}NO_{26}$



Request Price

OLI-009 **Man α -2Man α -3[Man α -2Man α -6]**
Man α -6[Man α -2Man α -2Man α -3]Man

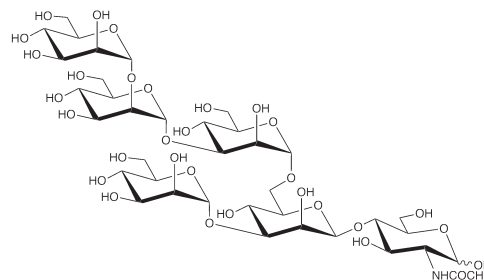
MW 1477.28 $C_{54}H_{92}O_{46}$



Request Price

HEX-008 **Man α -2Man α -3Man α -6[Man α -3]**
Man β -4GlcNAc

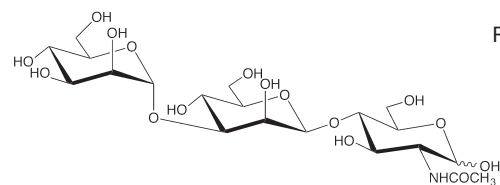
MW 1031.91 $C_{38}H_{65}NO_{31}$



Request Price

TRI-015 **Man α -3Man β -4GlcNAc**

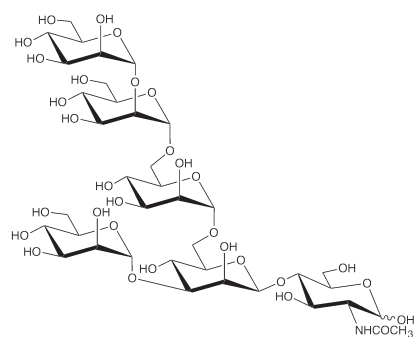
MW 545.49 $C_{20}H_{35}NO_{16}$



Request Price

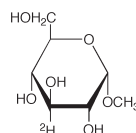
Labeled Saccharides, Nucleosides, and Their Derivatives

HEX-009 **Man α -2Man α -6Man α -6[Man α -3]Man β -4GlcNAc**
 MW 1031.91 C₃₈H₆₅NO₃₁



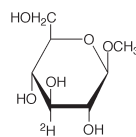
Request Price

GLC-063 **methyl α -D-[3-²H]glucopyranoside**
 MW 195.19 C₇²H₁₃O₆ [97-30-3]^{UN}



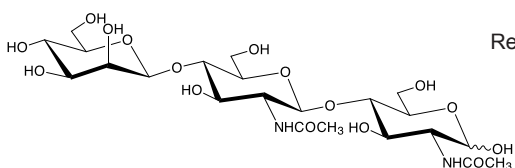
Request Price

GLC-064 **methyl β -D-[3-²H]glucopyranoside**
 MW 195.19 C₇²H₁₃O₆ [709-50-2]^{UN}



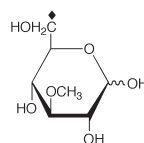
Request Price

TRI-019 **Man β -4GlcNAc β -4GlcNAc**
 (β -D-Manp(1 \rightarrow 4)- β -D-GlcNAcp(1 \rightarrow 4)-D-GlcNAcp)
 MW 586.54 C₂₂H₃₈N₂O₁₆



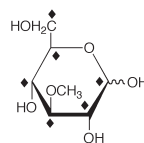
Request Price

GLC-044 **3-O-methyl-D-[6-¹³C]glucose**
 MW 195.18 ¹³CC₆H₁₄O₆ [478529-34-9]



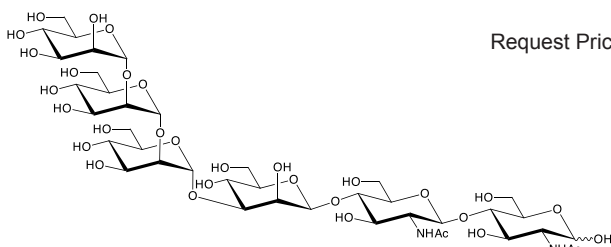
0.25 g \$ 520
 0.5 g \$ 885
 1 g \$ 1500

GLC-120 **3-O-methyl-D-[UL-¹³C₆]glucose**
 MW 200.14 ¹³C₆CH₁₄O₆ [13224-94-7]^{UN}



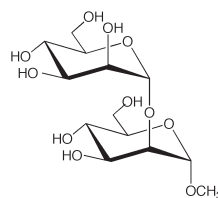
0.25 g \$ 500
 0.5 g \$ 800
 1 g \$ 1200

HEX-013 **Man α -2Man α -2Man α -3Man β -4GlcNAc β -4GlcNAc**
 MW 1072.96 C₄₀H₆₈N₂O₃₁



Request Price

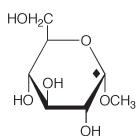
DIS-002 **methyl 2-O-(α -D-mannopyranosyl)- α -D-mannopyranoside**
 MW 356.33 C₁₃H₂₄O₁₁ [59571-75-4]



0.01 g \$ 200
 0.025 g \$ 400
 0.05 g \$ 660

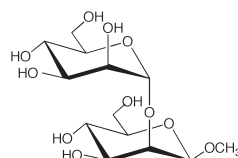
mannose triflate
 see tetra-acetyl-trifluoromethanesulfonyl-mannopyranose *page 75*

GLC-065 **methyl α -D-[1-¹³C]glucopyranoside**
 MW 195.17 ¹³CC₆H₁₄O₆ [97-30-3]^{UN}



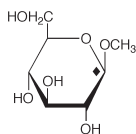
Request Price

DIS-003 **methyl 2-O-(α -D-mannopyranosyl)- β -D-mannopyranoside**
 MW 356.33 C₁₃H₂₄O₁₁



Request Price

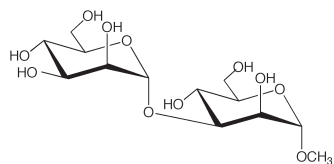
GLC-066 **methyl β -D-[1-¹³C]glucopyranoside**
 MW 195.17 ¹³CC₆H₁₄O₆ [709-50-2]^{UN}



Request Price

DIS-004 methyl 3-O-(α-D-mannopyranosyl)-α-D-mannopyranoside

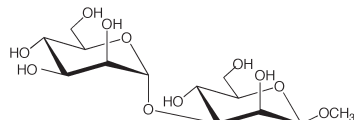
MW 356.33 C₁₃H₂₄O₁₁ [72028-62-7]



0.05 g \$ 200
0.1 g \$ 320
0.25 g \$ 640

DIS-005 methyl 3-O-(α-D-mannopyranosyl)-β-D-mannopyranoside

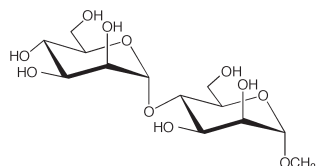
MW 356.33 C₁₃H₂₄O₁₁



Request Price

DIS-006 methyl 4-O-(α-D-mannopyranosyl)-α-D-mannopyranoside

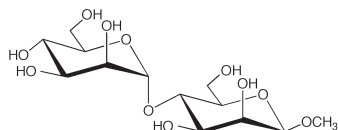
MW 356.33 C₁₃H₂₄O₁₁ [70427-91-7]



Request Price

DIS-007 methyl 4-O-(α-D-mannopyranosyl)-β-D-mannopyranoside

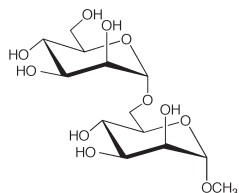
MW 356.33 C₁₃H₂₄O₁₁



Request Price

DIS-008 methyl 6-O-(α-D-mannopyranosyl)-α-D-mannopyranoside

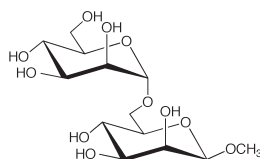
MW 356.33 C₁₃H₂₄O₁₁ [78962-39-7]



0.005 g \$ 400

DIS-009 methyl 6-O-(α-D-mannopyranosyl)-β-D-mannopyranoside

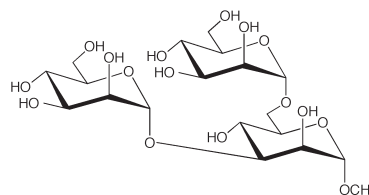
MW 356.33 C₁₃H₂₄O₁₁



0.005 g \$ 800

TRI-001 methyl 3,6-di-O-(α-D-mannopyranosyl)-α-D-mannopyranoside

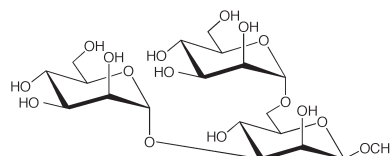
MW 518.47 C₁₉H₃₄O₁₆ [68601-74-1]



0.01 g \$ 160
0.025 g \$ 300
0.05 g \$ 500

TRI-002 methyl 3,6-di-O-(α-D-mannopyranosyl)-β-D-mannopyranoside

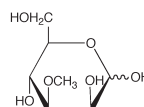
MW 518.47 C₁₉H₃₄O₁₆



Request Price

MAN-053 3-O-methyl-D-mannose

MW 194.18 C₇H₁₄O₆ [2922-60-3]



Request Price

5-methyl-uridine

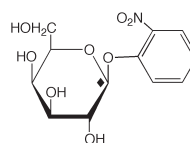
see ribothymidine page 72

neotrehalose

see α,β-trehalose page 77

GAL-025 2-nitrophenyl β-D-[1-¹³C]galactopyranoside

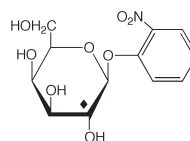
MW 302.24 ¹³CC₁₁H₁₅NO₈ [369-07-3]^{UN}



0.1 g \$ 220

GAL-026 2-nitrophenyl β-D-[2-¹³C]galactopyranoside

MW 302.24 ¹³CC₁₁H₁₅NO₈ [369-07-3]^{UN}

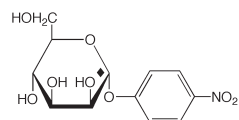


Request Price

Labeled Saccharides, Nucleosides, and Their Derivatives

MAN-021 4-nitrophenyl α -D-[1- ^{13}C]manno-pyranoside

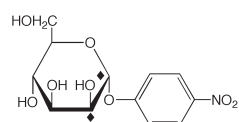
MW 302.24 $^{13}\text{C}_{11}\text{H}_{15}\text{NO}_8$ [10357-27-4]^{UN}



Request Price

MAN-020 4-nitrophenyl α -D-[1,2- $^{13}\text{C}_2$]manno-pyranoside

MW 303.23 $^{13}\text{C}_2\text{C}_{10}\text{H}_{15}\text{NO}_8$ [10357-27-4]^{UN}



Request Price

pentaacetylchitopentaose

see *N*-acetylglucosamine oligomers page 16

Potassium altruronate

see altruronic acid page 21

Potassium arabinonate

see arabinonic acid page 24

Potassium fuconate

see fuconic acid page 37

Potassium galacturonate

see galacturonic acid page 41

Potassium gluconate

see gluconic acid page 43

Potassium lyxonate

see lyxonic acid page 55

Potassium talonate

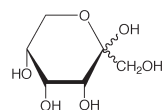
see talonic acid page 74

Potassium xylonate

see xyloonic acid page 80

PSI-001 D-psicose

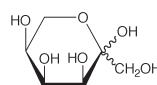
MW 180.16 $\text{C}_6\text{H}_{12}\text{O}_6$ [551-68-8]



0.1 g \$ 100
0.25 g \$ 150
0.5 g \$ 250
1 g \$ 400

PSI-002 L-psicose

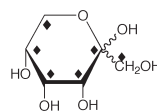
MW 180.16 $\text{C}_6\text{H}_{12}\text{O}_6$ [16354-64-6]



0.1 g \$ 280
0.25 g \$ 600
0.5 g \$ 1000
1 g \$ 1800

PSI-003 D-[UL- $^{13}\text{C}_6$]psicose

MW 186.11 $^{13}\text{C}_6\text{H}_{12}\text{O}_6$ [551-68-8]^{UN}



Request Price

PYR-002 [$^{13}\text{C}_3$]pyruvic acid, sodium salt (Sodium [$^{13}\text{C}_3$]pyruvate)

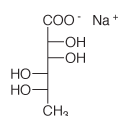
MW 113.02 $^{13}\text{C}_3\text{H}_3\text{NaO}_3$ [142014-11-7]



0.1 g \$ 220
0.25 g \$ 440
0.5 g \$ 780
1 g \$ 1500

RHA-004 L-rhammonic acid, sodium salt (Sodium L-rhamnonate)

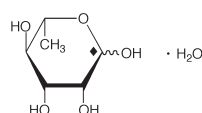
MW 202.14 $\text{C}_6\text{H}_{11}\text{NaO}_6$ [159929-82-5]



0.1 g \$ 180
0.25 g \$ 350

RHA-001 L-[1- ^{13}C]rhamnose monohydrate (6-deoxy-L-[1- ^{13}C]mannose monohydrate)

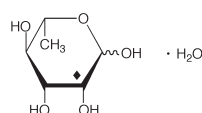
MW 183.16 $^{13}\text{C}_5\text{H}_{12}\text{O}_5 \cdot \text{H}_2\text{O}$ [478511-48-7]



Request Price

RHA-002 L-[2- ^{13}C]rhamnose monohydrate (6-deoxy-L-[2- ^{13}C]mannose monohydrate)

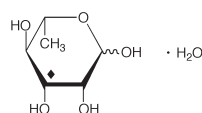
MW 183.16 $^{13}\text{C}_5\text{H}_{12}\text{O}_5 \cdot \text{H}_2\text{O}$ [478511-51-2]




Request Price


RHA-003 L-[3- ^{13}C]rhamnose monohydrate (6-deoxy-L-[3- ^{13}C]mannose monohydrate)


MW 183.16 $^{13}\text{C}_5\text{H}_{12}\text{O}_5 \cdot \text{H}_2\text{O}$ [478511-54-5]





Request Price


RIB-034	ribaric acid, disodium salt (Disodium ribarate)
MW 224.08	C ₅ H ₆ Na ₂ O ₇
	0.25 g \$ 480

ALD-032	D-[1-¹³C]ribitol (D-[1- ¹³ C]adonitol)
MW 153.14	¹³ CC ₄ H ₁₂ O ₅ [488-81-3] ^{UN}
	0.25 g \$ 260
	0.5 g \$ 450
	1 g \$ 750

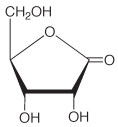
ALD-033	D-[2-¹³C]ribitol (D-[2- ¹³ C]adonitol)
MW 153.14	¹³ CC ₄ H ₁₂ O ₅ [488-81-3] ^{UN}
	0.25 g \$ 340
	0.5 g \$ 580
	1 g \$ 1000

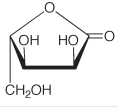
ALD-034	[3-¹³C]ribitol ([3- ¹³ C]adonitol)
MW 153.14	¹³ CC ₄ H ₁₂ O ₅ [488-81-3] ^{UN}
	0.25 g \$ 990
	0.5 g \$ 1720
	1 g \$ 3000

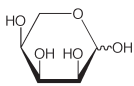
ALD-035	D-[5-¹³C]ribitol (D-[5- ¹³ C]adonitol)
MW 153.14	¹³ CC ₄ H ₁₂ O ₅ [488-81-3] ^{UN}
	0.25 g \$ 580
	0.5 g \$ 960
	1 g \$ 1600

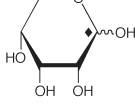
ALD-062	[UL-¹³C₅]ribitol ([UL- ¹³ C ₅]adonitol)
MW 157.11	¹³ C ₅ H ₁₂ O ₅ [488-81-3] ^{UN}
	0.1 g \$ 400
	0.25 g \$ 750
	0.5 g \$ 1250
	1 g \$ 2250

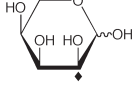
ribonic acid lactone
see ribono-lactone page 70

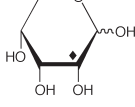
RIB-030	D-ribono-1,4-lactone (D-ribonic acid γ-lactone)
MW 148.11	C ₅ H ₈ O ₅ [5336-08-3]
	1 g \$ 250

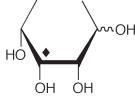
RIB-031	L-ribono-1,4-lactone (L-ribonic acid γ-lactone)
MW 148.11	C ₅ H ₈ O ₅ [133908-85-7]
	0.25 g \$ 400

RIB-033	L-ribose
MW 150.13	C ₅ H ₁₀ O ₅ [24259-59-4]
	1 g \$ 200

RIB-006	D-[1-¹³C]ribose
MW 151.12	¹³ CC ₄ H ₁₀ O ₅ [70849-24-0]
	0.25 g \$ 120
	0.5 g \$ 200
	1 g \$ 350

RIB-028	L-[1-¹³C]ribose
MW 151.12	¹³ CC ₄ H ₁₀ O ₅ [24259-59-4] ^{UN}
	0.1 g \$ 120
	0.25 g \$ 200
	0.5 g \$ 350
	1 g \$ 600

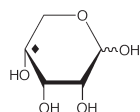
RIB-007	D-[2-¹³C]ribose
MW 151.12	¹³ CC ₄ H ₁₀ O ₅ [83379-40-2]
	0.1 g \$ 150
	0.25 g \$ 280
	0.5 g \$ 470
	1 g \$ 790

RIB-008	D-[3-¹³C]ribose
MW 151.12	¹³ CC ₄ H ₁₀ O ₅ [211947-12-5]
	0.1 g \$ 380
	0.25 g \$ 770
	0.5 g \$ 1360
	1 g \$ 2400

Labeled Saccharides, Nucleosides, and Their Derivatives

RIB-021 D-[4-¹³C]ribose

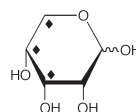
MW 151.12 ¹³CC₄H₁₀O₅ [50-69-1]^{UN}



0.1 g \$ 600
0.25 g \$ 1200

RIB-039 D-[3,4,5-¹³C₃]ribose

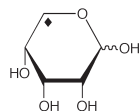
MW 153.11 ¹³C₃C₂H₁₀O₅ [50-69-1]^{UN}



Request Price

RIB-009 D-[5-¹³C]ribose

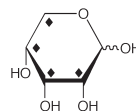
MW 151.12 ¹³CC₄H₁₀O₅ [139657-62-8]



0.1 g \$ 120
0.25 g \$ 200
0.5 g \$ 350
1 g \$ 600

RIB-014 D-[2,3,4,5-¹³C₄]ribose

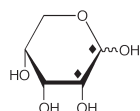
MW 154.10 ¹³C₄CH₁₀O₅ [478506-23-9]



0.1 g \$ 380
0.25 g \$ 780
0.5 g \$ 1350
1 g \$ 2400

RIB-010 D-[1,2-¹³C₂]ribose

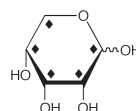
MW 152.11 ¹³C₂C₃H₁₀O₅ [209909-88-6]



0.1 g \$ 210
0.25 g \$ 400
0.5 g \$ 700
1 g \$ 1250

RIB-015 D-[UL-¹³C₅]ribose

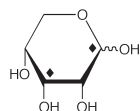
MW 155.09 ¹³C₅H₁₀O₅ [202114-47-4]



0.1 g \$ 180
0.25 g \$ 360
0.5 g \$ 660
1 g \$ 1200

RIB-011 D-[1,3-¹³C₂]ribose

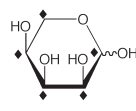
MW 152.11 ¹³C₂C₃H₁₀O₅ [478511-79-4]



0.1 g \$ 480
0.25 g \$ 980
0.5 g \$ 1700
1 g \$ 2900

RIB-036 L-[UL-¹³C₅]ribose

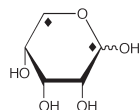
MW 155.09 ¹³C₅H₁₀O₅ [24259-59-4]^{UN}



Request Price

RIB-012 D-[1,5-¹³C₂]ribose

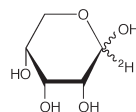
MW 152.11 ¹³C₂C₃H₁₀O₅ [213825-56-0]



0.1 g \$ 300
0.25 g \$ 630
0.5 g \$ 1100
1 g \$ 1900

RIB-016 D-[1-²H]ribose

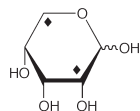
MW 151.14 C₅²HH₉O₅ [119540-50-0]



0.1 g \$ 100
0.25 g \$ 170
0.5 g \$ 280
1 g \$ 480

RIB-013 D-[2,5-¹³C₂]ribose

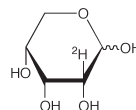
MW 152.11 ¹³C₂C₃H₁₀O₅ [213825-57-1]



0.25 g \$ 980
0.5 g \$ 1700
1 g \$ 2900

RIB-017 D-[2-²H]ribose

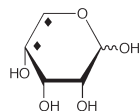
MW 151.14 C₅²HH₉O₅ [202480-69-1]



0.1 g \$ 120
0.25 g \$ 220
0.5 g \$ 370
1 g \$ 620

RIB-035 D-[4,5-¹³C₂]ribose

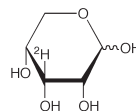
MW 152.11 ¹³C₂C₃H₁₀O₅ [50-69-1]^{UN}



0.1 g \$ 600

RIB-018 D-[3-²H]ribose

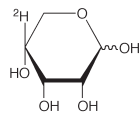
MW 151.14 C₅²HH₉O₅ [169783-76-0]



0.1 g \$ 180
0.25 g \$ 340
0.5 g \$ 610
1 g \$ 1100

RIB-019 D-[4-²H]ribose

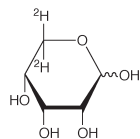
MW 151.14 C₅²H₉O₅ [478506-29-5]



0.1 g \$ 240
0.25 g \$ 440
0.5 g \$ 720
1 g \$ 1200

RIB-020 D-[5,5'-²H₂]ribose

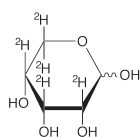
MW 152.15 C₅²H₂H₈O₅ [478506-32-0]



0.1 g \$ 140
0.25 g \$ 260
0.5 g \$ 450
1 g \$ 750

RIB-042 D-[2,3,4,5,5'-²H₅]ribose

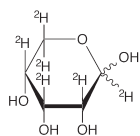
MW 155.16 C₅²H₅H₅O₅ [50-69-1]^{UN}



Request Price

RIB-040 D-[1,2,3,4,5,5'-²H₆]ribose
(D-[UL-²H₆]ribose)

MW 156.17 C₅²H₆H₄O₅ [50-69-1]^{UN}

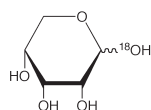


Request Price

RIB-037 D-[1-¹⁸O]ribose

MW 152.13 C₅H₁₀¹⁸O₄ [50-69-1]^{UN}

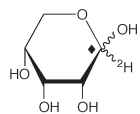
>90 atom-% ¹⁸O



Request Price

RIB-038 D-[1-¹³C;1-²H]ribose

MW 152.13 ¹³CC₄²HH₉O₅ [50-69-1]^{UN}

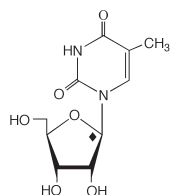


Request Price

NUC-020 [1'-¹³C]ribothymidine

(5-methyl-[1'-¹³C]uridine)

MW 259.22 ¹³CC₉H₁₄N₂O₆ [201996-60-3]

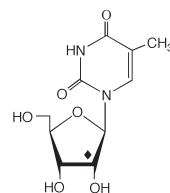


0.1 g \$ 380
0.25 g \$ 760

NUC-021 [2'-¹³C]ribothymidine

(5-methyl-[2'-¹³C]uridine)

MW 259.22 ¹³CC₉H₁₄N₂O₆ [478510-98-4]

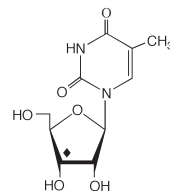


0.1 g \$ 460
0.25 g \$ 920

NUC-022 [3'-¹³C]ribothymidine

(5-methyl-[3'-¹³C]uridine)

MW 259.22 ¹³CC₉H₁₄N₂O₆ [478511-00-1]

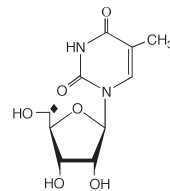


0.1 g \$ 740
0.25 g \$ 1480

NUC-023 [5'-¹³C]ribothymidine

(5-methyl-[5'-¹³C]uridine)

MW 259.22 ¹³CC₉H₁₄N₂O₆ [478511-02-3]

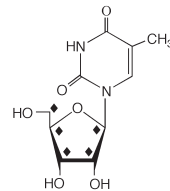


0.1 g \$ 550
0.25 g \$ 1100

NUC-024 [1',2',3',4',5'-¹³C₅]ribothymidine

(5-methyl-[1',2',3',4',5'-¹³C₅]uridine)

MW 263.18 ¹³C₅C₅H₁₄N₂O₆ [159496-17-0]



0.1 g \$ 550
0.25 g \$ 1100

RBU-004 D-ribulose

(D-erythro-pent-2-ulose)


MW 150.13 C₅H₁₀O₅ [488-84-6]


Supplied as an aqueous solution.




0.25 g \$ 200
0.5 g \$ 350
1 g \$ 600

Labeled Saccharides, Nucleosides, and Their Derivatives

RBU-005		L-ribulose	
(L-erythro-pent-2-ulose)			
MW 150.13	C ₅ H ₁₀ O ₅	[2042-27-5]	
Supplied as an aqueous solution.			
	0.25 g	\$ 200	
	0.5 g	\$ 350	
	1 g	\$ 600	

RBU-001		D-[1-¹³C]ribulose	
(D-[1- ¹³ C]erythro-pent-2-ulose)			
MW 151.12	¹³ CC ₄ H ₁₀ O ₅	[131771-70-5]	
Supplied as an aqueous solution.			
	Request Price		

RBU-002		D-[2-¹³C]ribulose	
(D-[2- ¹³ C]erythro-pent-2-ulose)			
MW 151.12	¹³ CC ₄ H ₁₀ O ₅	[131771-71-6]	
Supplied as an aqueous solution.			
	Request Price		

sialic acid

see N-acetylneuraminic acid page 17

Sodium arabinonate

see arabinonic acid page 24

Sodium gluconate

see gluconic acid page 43

Sodium glucuronate

see glucuronic acid page 49

Sodium gulonate

see gulonic acid page 52

Sodium idonate

see idonic acid page 52

Sodium iduronate

see iduronic acid page 53

Sodium pyruvate

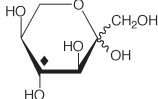
see pyruvic acid page 69

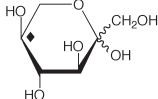
Sodium rhamnonate

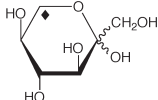
see rhammonic acid page 69

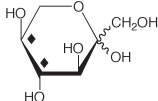
sorbitol

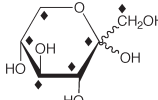
see glucitol page 41

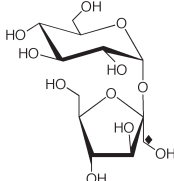
SOR-001		L-[4-¹³C]sorbose	
MW 181.15	¹³ CC ₅ H ₁₂ O ₆	[478506-34-2]	
	0.25 g	\$ 280	
	0.5 g	\$ 490	
	1 g	\$ 850	

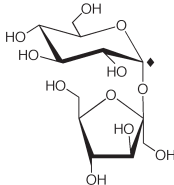
SOR-002		L-[5-¹³C]sorbose	
MW 181.15	¹³ CC ₅ H ₁₂ O ₆	[478506-36-4]	
	0.25 g	\$ 300	
	0.5 g	\$ 500	
	1 g	\$ 900	

SOR-003		L-[6-¹³C]sorbose	
MW 181.15	¹³ CC ₅ H ₁₂ O ₆	[478506-38-6]	
	0.25 g	\$ 280	
	0.5 g	\$ 490	
	1 g	\$ 850	

SOR-004		L-[4,5-¹³C₂]sorbose	
MW 182.14	¹³ C ₂ C ₄ H ₁₂ O ₆	[87-79-6] ^{UN}	
	Request Price		

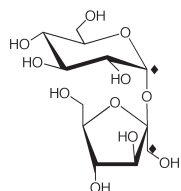
SOR-005		D-[UL-¹³C₆]sorbose	
MW 186.11	¹³ C ₆ H ₁₂ O ₆	[3615-56-3] ^{UN}	
	Request Price		

SUC-001		[1-¹³C^{fru}]sucrose	
(β-D-[1- ¹³ C]fructofuranosyl α-D-glucopyranoside)			
MW 343.29	¹³ CC ₁₁ H ₂₂ O ₁₁	[154368-11-3]	
	0.1 g	\$ 165	
	0.25 g	\$ 320	
	0.5 g	\$ 560	
	1 g	\$ 1000	

SUC-003		[1-¹³C^{glc}]sucrose	
(β-D-fructofuranosyl α-D-[1- ¹³ C]glucopyranoside)			
MW 343.29	¹³ CC ₁₁ H ₂₂ O ₁₁	[57-50-1] ^{UN}	
	0.05 g	\$ 220	
	0.1 g	\$ 420	
	0.25 g	\$ 830	
	0.5 g	\$ 1570	
	1 g	\$ 3000	

SUC-005 [1-¹³C_{fru};1-¹³C_{glc}]sucrose
(β-D-[1-¹³C]fructofuranosyl α-D-[1-¹³C]gluco-
pyranoside)

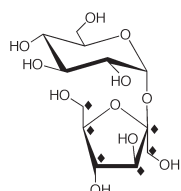
MW 344.28 ¹³C₂C₁₀H₂₂O₁₁ [57-50-1]^{UN}



0.05 g	\$ 310
0.1 g	\$ 580
0.25 g	\$ 1160
0.5 g	\$ 2200
1 g	\$ 4200

SUC-002 [UL-¹³C₆fru]sucrose
(β-D-[UL-¹³C₆]fructofuranosyl α-D-gluco-
pyranoside)

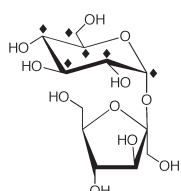
MW 348.25 ¹³C₆C₆H₂₂O₁₁ [57-50-1]^{UN}



0.05 g	\$ 125
0.1 g	\$ 230
0.25 g	\$ 460
0.5 g	\$ 820
1 g	\$ 1500

SUC-007 [UL-¹³C₆glc]sucrose
(β-D-fructofuranosyl α-D-[UL-¹³C₆]gluco-
pyranoside)

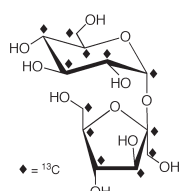
MW 348.25 ¹³C₆C₆H₂₂O₁₁ [57-50-1]^{UN}



0.05 g	\$ 240
0.1 g	\$ 440
0.25 g	\$ 880
0.5 g	\$ 1680
1 g	\$ 3200

SUC-006 [UL-¹³C₁₂]sucrose
(β-D-[UL-¹³C₆]fructofuranosyl α-D-[UL-¹³C₆]gluco-
pyranoside)

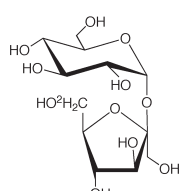
MW 354.20 ¹³C₁₂H₂₂O₁₁ [57-50-1]^{UN}



0.05 g	\$ 320
0.1 g	\$ 600
0.25 g	\$ 1200
0.5 g	\$ 2200
1 g	\$ 4000

SUC-004 [6,6'-²H₂fru]sucrose
(β-D-[6,6'-²H₂]fructofuranosyl α-D-gluco-
pyranoside)

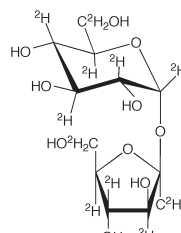
MW 344.31 C₁₂²H₂H₂₀O₁₁ [57-50-1]^{UN}



0.05 g	\$ 125
0.1 g	\$ 230
0.25 g	\$ 460
0.5 g	\$ 820
1 g	\$ 1500

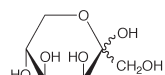
SUC-008 [UL-²H₁₄]sucrose
(β-D-[UL-²H₇]fructofuranosyl α-D-[UL-²H₇]gluco-
pyranoside)

MW 356.39 C₁₂²H₁₄H₈O₁₁ [57-50-1]^{UN}



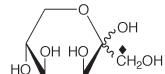
0.05 g	\$ 640
0.1 g	\$ 1200

TAG-003 D-tagatose
MW 180.16 C₆H₁₂O₆ [87-81-0]



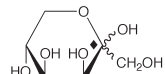
1 g	\$ 120
-----	--------

TAG-001 D-[1-¹³C]tagatose
MW 181.15 ¹³CC₅H₁₂O₆ [478506-42-2]



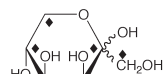
0.25 g	\$ 400
0.5 g	\$ 700
1 g	\$ 1200

TAG-002 D-[2-¹³C]tagatose
MW 181.15 ¹³CC₅H₁₂O₆ [478506-44-4]



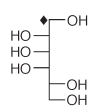
0.25 g	\$ 480
0.5 g	\$ 820
1 g	\$ 1480

TAG-004 D-[UL-¹³C₆]tagatose
MW 186.11 ¹³C₆H₁₂O₆ [87-81-0]^{UN}



Request Price

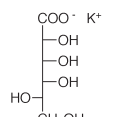
ALD-036 D-[1-¹³C]talitol
MW 183.17 ¹³CC₅H₁₄O₆ [643-03-8]^{UN}



0.25 g	\$ 260
0.5 g	\$ 450
1 g	\$ 750

TAL-025 L-talonic acid, potassium salt
(Potassium L-talonate)

MW 234.25 C₆H₁₁KO₇



Request Price

talonic acid lactone
see talono-lactone page 75

Labeled Saccharides, Nucleosides, and Their Derivatives

TAL-022 D-talono-1,4-lactone
(D-talonic acid γ -lactone)

MW 178.14 $C_6H_{10}O_6$ [23666-11-7]

0.25 g \$ 350

TAL-004 D-talose

MW 180.16 $C_6H_{12}O_6$ [2595-98-4]

0.25 g \$ 140
0.5 g \$ 240
1 g \$ 380

TAL-005 L-talose

MW 180.16 $C_6H_{12}O_6$ [23567-25-1]

0.25 g \$ 280
0.5 g \$ 480
1 g \$ 830

TAL-001 D-[1- ^{13}C]talose

MW 181.15 $^{13}CC_5H_{12}O_6$ [70849-29-5]

0.25 g \$ 200
0.5 g \$ 350
1 g \$ 600

TAL-002 D-[2- ^{13}C]talose

MW 181.15 $^{13}CC_5H_{12}O_6$ [83379-36-6]

0.25 g \$ 300
0.5 g \$ 510
1 g \$ 870

TAL-006 D-[4- ^{13}C]talose

MW 181.15 $^{13}CC_5H_{12}O_6$ [2595-98-4]^{UN}

Request Price

TAL-014 L-[6- ^{13}C]talose

MW 181.15 $^{13}CC_5H_{12}O_6$ [23567-25-1]^{UN}

Request Price

TAL-008 D-[1,2- $^{13}C_2$]talose

MW 182.14 $^{13}C_2C_4H_{12}O_6$ [2595-98-4]^{UN}

Request Price

TAL-026 D-[1,2,3- $^{13}C_3$]talose

MW 183.13 $^{13}C_3C_3H_{12}O_6$ [2595-98-4]^{UN}

Request Price

TAL-023 D-[UL- $^{13}C_6$]talose

MW 186.11 $^{13}C_6H_{12}O_6$ [2595-98-4]^{UN}

Request Price

TAL-003 D-[1- 2H]talose

MW 181.16 $C_6^2HH_{11}O_6$ [2595-98-4]^{UN}

0.25 g \$ 130
0.5 g \$ 200
1 g \$ 290

TAL-009 D-[1- ^{13}C ;1- 2H]talose

MW 182.16 $^{13}CC_5^2HH_{11}O_6$ [2595-98-4]^{UN}

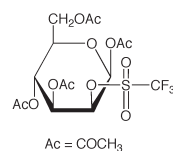
Request Price

tetracetylchitotetraose

see *N*-acetylglucosamine oligomers page 16

MAN-047 1,3,4,6-tetra-*O*-acetyl-2-*O*-trifluoromethanesulfonyl- β -D-mannopyranose
(mannose triflate)

MW 480.36 $C_{15}H_{19}F_3O_{12}S$ [92051-23-5]



Request Price

threo-pent-2-ulose

see xylulose page 82

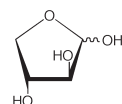
threo-pentos-2-ulose

see xylosone page 82

THR-001 D-threose

MW 120.11 $C_4H_8O_4$ [95-43-2]

Supplied as an aqueous solution.

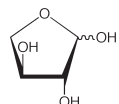


0.5 g \$ 120
1 g \$ 200

THR-006 L-threose

MW 120.11 C₄H₈O₄ [95-44-3]

Supplied as an aqueous solution.

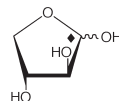


0.25 g \$ 120
0.5 g \$ 180
1 g \$ 250

THR-002 D-[1-¹³C]threose

MW 121.10 ¹³CC₃H₈O₄ [70849-20-6]

Supplied as an aqueous solution.

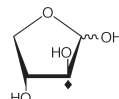


0.25 g \$ 300
0.5 g \$ 510
1 g \$ 850

THR-003 D-[2-¹³C]threose

MW 121.10 ¹³CC₃H₈O₄ [478506-49-9]

Supplied as an aqueous solution.

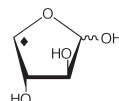


0.25 g \$ 350
0.5 g \$ 570
1 g \$ 900

THR-004 D-[4-¹³C]threose

MW 121.10 ¹³CC₃H₈O₄ [90913-09-0]

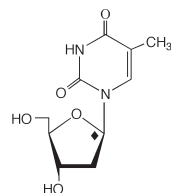
Supplied as an aqueous solution.



0.25 g \$ 390
0.5 g \$ 660
1 g \$ 1100

NUC-025 [1'-¹³C]thymidine

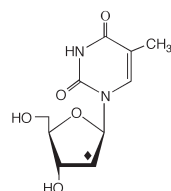
MW 243.22 ¹³CC₉H₁₄N₂O₅ [50-89-5]^{UN}



0.05 g \$ 660
0.1 g \$ 1200

NUC-026 [2'-¹³C]thymidine

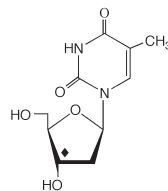
MW 243.22 ¹³CC₉H₁₄N₂O₅ [185553-96-2]



0.05 g \$ 720
0.1 g \$ 1280

NUC-027 [3'-¹³C]thymidine

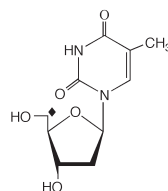
MW 243.22 ¹³CC₉H₁₄N₂O₅ [478511-06-7]



0.05 g \$ 1200
0.1 g \$ 2200

NUC-028 [5'-¹³C]thymidine

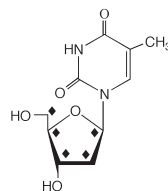
MW 243.22 ¹³CC₉H₁₄N₂O₅ [240407-53-8]



0.05 g \$ 1000
0.1 g \$ 1820

NUC-029 [1',2',3',4',5'-¹³C₅]thymidine

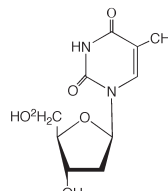
MW 247.19 ¹³C₅C₉H₁₄N₂O₅ [156968-81-9]



0.05 g \$ 1000
0.1 g \$ 1820

NUC-044 [5',5''-²H₂]thymidine

MW 244.24 C₁₀²H₂H₁₂N₂O₅ [132376-92-2]

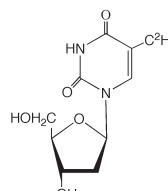


0.05 g \$ 450
0.1 g \$ 800

NUC-070 [methyl-²H₃]thymidine

MW 245.25 C₁₀²H₃H₁₁N₂O₅ [74848-84-3]

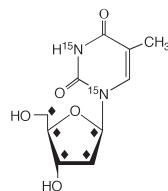
97 atom-% ²H



0.05 g \$ 600
0.1 g \$ 1000

NUC-045 [1',2',3',4',5'-¹³C₅;1,3-¹⁵N₂]thymidine

MW 249.19 ¹³C₅C₉H₁₄¹⁵N₂O₅ [478511-40-9]

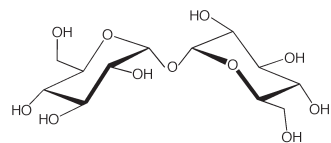


Request Price

Labeled Saccharides, Nucleosides, and Their Derivatives

TRE-007 **α,α -trehalose**
 (1-O- α -D-glucopyranosyl- α -D-glucopyranoside)

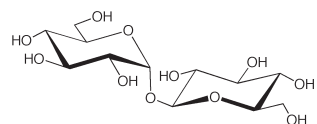
MW 342.30 $C_{12}H_{22}O_{11}$ [99-20-7]



Request Price

TRE-006 **α,β -trehalose**
 (1-O- α -D-glucopyranosyl- β -D-glucopyranoside)

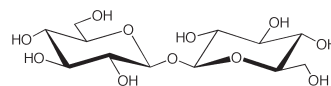
MW 342.30 $C_{12}H_{22}O_{11}$ [585-91-1]



0.1 g \$ 150
 0.25 g \$ 300
 0.5 g \$ 550
 1 g \$ 1040

TRE-008 **β,β -trehalose**
 (1-O- β -D-glucopyranosyl- β -D-glucopyranoside)

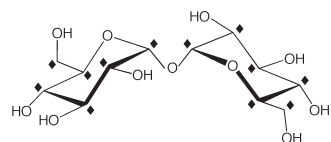
MW 342.30 $C_{12}H_{22}O_{11}$ [499-23-0]



Request Price

TRE-002 **α,α -[UL- $^{13}C_{12}$]trehalose**
 (1-O- α -D-[UL- $^{13}C_6$]glucopyranosyl- α -D-[UL- $^{13}C_6$]glucopyranoside)

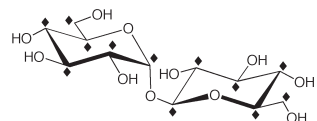
MW 354.20 $^{13}C_{12}H_{22}O_{11}$ [99-20-7]^{UN}



0.05 g \$ 320
 0.1 g \$ 550
 0.25 g \$ 1100

TRE-005 **α,β -[UL- $^{13}C_{12}$]trehalose**
 (1-O- α -D-[UL- $^{13}C_6$]glucopyranosyl- β -D-[UL- $^{13}C_6$]glucopyranoside)

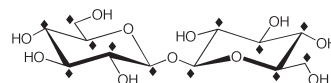
MW 354.20 $^{13}C_{12}H_{22}O_{11}$ [585-91-1]^{UN}



0.05 g \$ 435
 0.1 g \$ 750
 0.25 g \$ 1500

TRE-010 **β,β -[UL- $^{13}C_{12}$]trehalose**
 (1-O- β -D-[UL- $^{13}C_6$]glucopyranosyl- β -D-[UL- $^{13}C_6$]glucopyranoside)

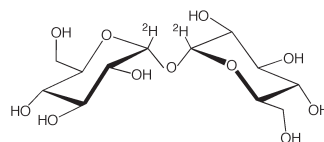
MW 354.20 $^{13}C_{12}H_{22}O_{11}$ [499-23-0]^{UN}



Request Price

TRE-003 **α,α -[1,1'- 2H_2]trehalose**
 (1-O- α -D-[1- 2H]glucopyranosyl- α -D-[1- 2H]glucopyranoside)

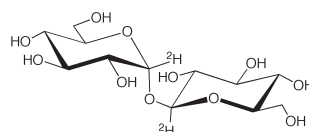
MW 344.31 $C_{12}^2H_2H_{20}O_{11}$ [99-20-7]^{UN}



0.05 g \$ 280
 0.1 g \$ 480
 0.25 g \$ 960

TRE-004 **α,β -[1,1'- 2H_2]trehalose**
 (1-O- α -D-[1- 2H]glucopyranosyl- β -D-[1- 2H]glucopyranoside)

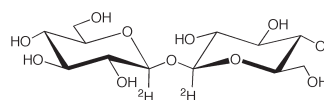
MW 344.31 $C_{12}^2H_2H_{20}O_{11}$ [585-91-1]^{UN}



0.05 g \$ 280
 0.1 g \$ 480
 0.25 g \$ 960

TRE-011 **β,β -[1,1'- 2H_2]trehalose**
 (1-O- β -D-[1- 2H]glucopyranosyl- β -D-[1- 2H]glucopyranoside)

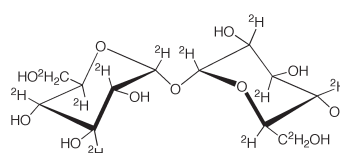
MW 344.31 $C_{12}^2H_2H_{20}O_{11}$ [499-23-0]^{UN}



Request Price

TRE-001 **α,α -[UL- $^2H_{14}$]trehalose**
 (1-O- α -D-[UL- 2H_7]glucopyranosyl- α -D-[UL- 2H_7]glucopyranoside)

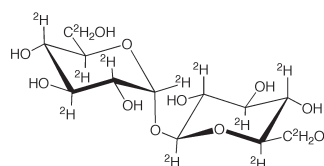
MW 356.39 $C_{12}^2H_{14}H_8O_{11}$ [99-20-7]^{UN}



0.05 g \$ 400
 0.1 g \$ 685
 0.25 g \$ 1380

TRE-009 **α,β -[UL- $^2H_{14}$]trehalose**
 (1-O- α -D-[UL- 2H_7]glucopyranosyl- β -D-[UL- 2H_7]glucopyranoside)

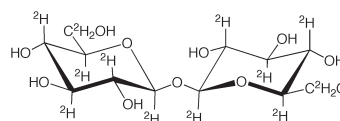
MW 356.39 $C_{12}^2H_{14}H_8O_{11}$ [585-91-1]^{UN}



Request Price

TRE-012 **β,β -[UL- $^2H_{14}$]trehalose**
 (1-O- β -D-[UL- 2H_7]glucopyranosyl- β -D-[UL- 2H_7]glucopyranoside)

MW 356.39 $C_{12}^2H_{14}H_8O_{11}$ [499-23-0]^{UN}



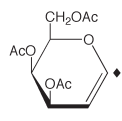
Request Price

triacetylchitotriose

see *N*-acetylglucosamine oligomers page 16

GAL-020 tri-*O*-acetyl-D-[1-¹³C]galactal

MW 273.25 ¹³CC₁₁H₁₆O₇ [478518-74-0]

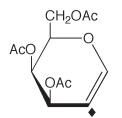


Ac = COCH₃

0.25 g \$ 300
0.5 g \$ 520
1 g \$ 940

GAL-021 tri-*O*-acetyl-D-[2-¹³C]galactal

MW 273.25 ¹³CC₁₁H₁₆O₇ [478518-76-2]

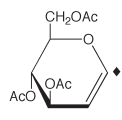


Ac = COCH₃

0.25 g \$ 340
0.5 g \$ 590
1 g \$ 1060

GLC-045 tri-*O*-acetyl-D-[1-¹³C]glucal

MW 273.25 ¹³CC₁₁H₁₆O₇ [478529-35-0]

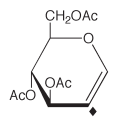


Ac = COCH₃

0.25 g \$ 180
0.5 g \$ 320
1 g \$ 560

GLC-046 tri-*O*-acetyl-D-[2-¹³C]glucal

MW 273.25 ¹³CC₁₁H₁₆O₇ [478529-36-1]

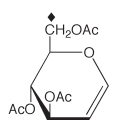


Ac = COCH₃

0.25 g \$ 240
0.5 g \$ 440
1 g \$ 800

GLC-047 tri-*O*-acetyl-D-[6-¹³C]glucal

MW 273.25 ¹³CC₁₁H₁₆O₇ [478529-37-2]

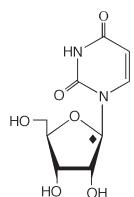


Ac = COCH₃

0.25 g \$ 380
0.5 g \$ 660
1 g \$ 1200

NUC-030 [1-¹³C]uridine

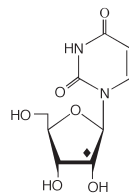
MW 245.20 ¹³CC₈H₁₂N₂O₆ [201996-62-5]



0.05 g \$ 400
0.1 g \$ 700
0.25 g \$ 1400

NUC-031 [2'-¹³C]uridine

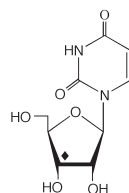
MW 245.20 ¹³CC₈H₁₂N₂O₆ [478511-11-4]



0.1 g \$ 750
0.25 g \$ 1500

NUC-032 [3'-¹³C]uridine

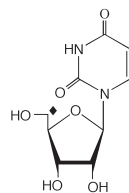
MW 245.20 ¹³CC₈H₁₂N₂O₆ [478511-14-7]



0.1 g \$ 1200
0.25 g \$ 2400

NUC-033 [5'-¹³C]uridine

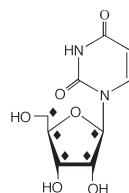
MW 245.20 ¹³CC₈H₁₂N₂O₆ [478511-16-9]



0.1 g \$ 1100
0.25 g \$ 2200

NUC-034 [1',2',3',4',5'-¹³C₅]uridine

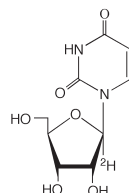
MW 249.17 ¹³C₅C₄H₁₂N₂O₆ [159496-16-9]



0.1 g \$ 1100
0.25 g \$ 2200

NUC-053 [1'-²H]uridine

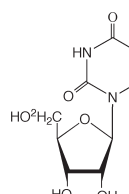
MW 245.21 C₉²H₁₁N₂O₆ [58-96-8]^{UN}



0.1 g \$ 860
0.25 g \$ 1700

NUC-046 [5',5''-²H₂]uridine

MW 246.22 C₉²H₂H₁₀N₂O₆ [82740-98-5]



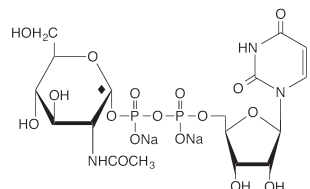
0.05 g \$ 680
0.1 g \$ 1150
0.25 g \$ 2300

Labeled Saccharides, Nucleosides, and Their Derivatives

NTS-003 uridine diphosphate- α -N-acetyl-D-[1- ^{13}C]glucosamine (disodium salt)

(UDP- α -N-acetyl-D-[1- ^{13}C]glucosamine, disodium salt)

MW 652.31 $^{13}\text{C}_{16}\text{H}_{25}\text{N}_3\text{Na}_2\text{O}_{17}\text{P}_2$ [91183-98-1]^{UN}

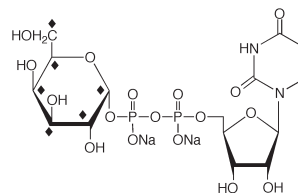


Request Price

NTS-005 uridine diphosphate- α -D-[UL- $^{13}\text{C}_6$]galactose (disodium salt)

(UDP- α -D-[UL- $^{13}\text{C}_6$]galactose, disodium salt)

MW 616.22 $^{13}\text{C}_6\text{C}_9\text{H}_{22}\text{N}_2\text{Na}_2\text{O}_{17}\text{P}_2$ [137868-52-1]^{UN}

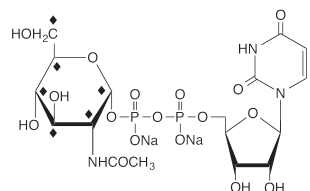


0.001 g \$ 150
0.002 g \$ 250
0.005 g \$ 500
0.01 g \$ 800

NTS-009 uridine diphosphate- α -N-acetyl-D-[UL- $^{13}\text{C}_6$]glucosamine (disodium salt)

(UDP- α -N-acetyl-D-[UL- $^{13}\text{C}_6$]glucosamine, disodium salt)

MW 657.27 $^{13}\text{C}_6\text{C}_{11}\text{H}_{25}\text{N}_3\text{Na}_2\text{O}_{17}\text{P}_2$ [91183-98-1]^{UN}

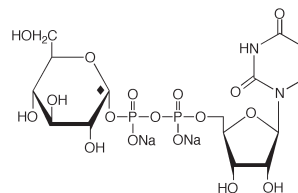


Request Price

NTS-001 uridine diphosphate- α -D-[1- ^{13}C]glucose (disodium salt)

(UDP- α -D-[1- ^{13}C]glucose, disodium salt)

MW 611.26 $^{13}\text{C}_{14}\text{H}_{22}\text{N}_2\text{Na}_2\text{O}_{17}\text{P}_2$ [478529-38-3]

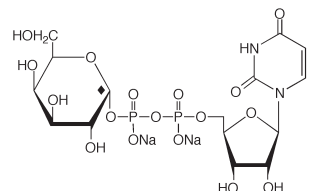


0.001 g \$ 110
0.002 g \$ 200
0.005 g \$ 380
0.01 g \$ 600

NTS-002 uridine diphosphate- α -D-[1- ^{13}C]galactose (disodium salt)

(UDP- α -D-[1- ^{13}C]galactose, disodium salt)

MW 611.26 $^{13}\text{C}_{14}\text{H}_{22}\text{N}_2\text{Na}_2\text{O}_{17}\text{P}_2$ [137868-52-1]^{UN}

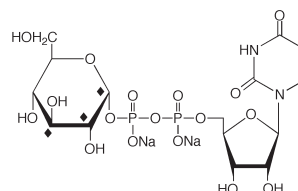


0.001 g \$ 140
0.002 g \$ 235
0.005 g \$ 465
0.01 g \$ 750

NTS-007 uridine diphosphate- α -D-[1,2,3- $^{13}\text{C}_3$]glucose (disodium salt)

(UDP- α -D-[1,2,3- $^{13}\text{C}_3$]glucose, disodium salt)

MW 613.24 $^{13}\text{C}_3\text{C}_{12}\text{H}_{22}\text{N}_2\text{Na}_2\text{O}_{17}\text{P}_2$ [28053-08-9]^{UN}

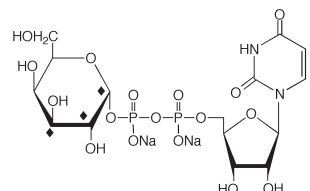


Request Price

NTS-008 uridine diphosphate- α -D-[1,2,3- $^{13}\text{C}_3$]galactose (disodium salt)

(UDP- α -D-[1,2,3- $^{13}\text{C}_3$]galactose, disodium salt)

MW 613.24 $^{13}\text{C}_3\text{C}_{12}\text{H}_{22}\text{N}_2\text{Na}_2\text{O}_{17}\text{P}_2$ [137868-52-1]^{UN}

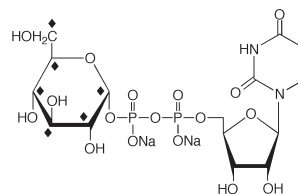


Request Price

NTS-006 uridine diphosphate- α -D-[UL- $^{13}\text{C}_6$]glucose (disodium salt)

(UDP- α -D-[UL- $^{13}\text{C}_6$]glucose, disodium salt)

MW 616.22 $^{13}\text{C}_6\text{C}_9\text{H}_{22}\text{N}_2\text{Na}_2\text{O}_{17}\text{P}_2$ [28053-08-9]^{UN}

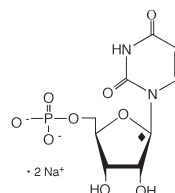


0.001 g \$ 120
0.002 g \$ 220
0.005 g \$ 440
0.01 g \$ 700

NCT-003 [1'- ^{13}C]uridine 5'-monophosphate (disodium salt)

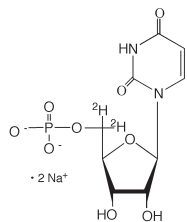
([1'- ^{13}C]5'-uridylic acid, disodium salt)

MW 369.14 $^{13}\text{C}_8\text{H}_{11}\text{N}_2\text{Na}_2\text{O}_9\text{P}$ [3387-36-8]^{UN}



Request Price

NCT-004 [5',5''-²H₂]uridine 5'-monophosphate (disodium salt)
 ([5',5''-²H₂]5'-uridylic acid, disodium salt)
 MW 370.16 C₉²H₂H₉N₂Na₂O₉P [3387-36-8]^{UN}



Request Price

5'-uridylic acid

see uridine 5'-monophosphate page 79

vitamin C

see ascorbic acid page 26

WTR-001 ¹⁸O Water
 (Water-¹⁸O)
 MW 20.02 H₂¹⁸O [14314-42-2]
 98 atom-% ¹⁸O
 H₂¹⁸O
 1 g \$ 250

XYL-029 xylaric acid, disodium salt
 (Disodium xylarate)
 MW 224.08 C₅H₆Na₂O₇

 0.1 g \$ 240
 0.25 g \$ 480

ALD-037 D-[1-¹³C]xylitol
 MW 153.14 ¹³CC₄H₁₂O₅ [87-99-0]^{UN}

 0.25 g \$ 260
 0.5 g \$ 450
 1 g \$ 750

ALD-038 D-[2-¹³C]xylitol
 MW 153.14 ¹³CC₄H₁₂O₅ [87-99-0]^{UN}

 0.25 g \$ 300
 0.5 g \$ 500
 1 g \$ 850

ALD-039 D-[5-¹³C]xylitol
 MW 153.14 ¹³CC₄H₁₂O₅ [87-99-0]^{UN}

 0.25 g \$ 690
 0.5 g \$ 1140
 1 g \$ 1900

ALD-060 [UL-¹³C₅]xylitol
 MW 157.11 ¹³C₅H₁₂O₅ [87-99-0]^{UN}

 0.1 g \$ 180
 0.25 g \$ 360
 0.5 g \$ 660
 1 g \$ 1200

ALD-077 [UL-²H₇]xylitol
 ([1,1',2,3,4,5,5'-²H₇]xylitol)
 MW 159.19 C₅²H₇H₅O₅ [87-99-0]^{UN}

 Request Price

ALD-075 [UL-¹³C₅;UL-²H₇]xylitol
 ([UL-¹³C₅;1,1',2,3,4,5,5'-²H₇]xylitol)
 MW 164.15 ¹³C₅²H₇H₅O₅ [87-99-0]^{UN}
 99 atom-% ¹³C; 97 atom-% ²H

 Request Price

XYL-034 L-xylonic acid, potassium salt
 (Potassium L-xylonate)
 MW 204.22 C₅H₉KO₆

 Request Price

xylonic acid lactone
 see xylonolactone page 80

XYL-026 D-xylonolactone
 (D-xylonic acid γ-lactone)
 MW 148.11 C₅H₈O₅ [15384-37-9]

 1 g \$ 300

XYL-024 D-xylose
 (D-xylo-pentose)
 MW 150.13 C₅H₁₀O₅ [58-86-6]

 Request Price

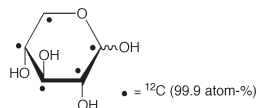
XYL-023 L-xylose
 (L-xylo-pentose)
 MW 150.13 C₅H₁₀O₅ [609-06-3]

 Request Price

Labeled Saccharides, Nucleosides, and Their Derivatives

XYL-018 D-[UL-¹²C₅]xylose (¹³C depleted)

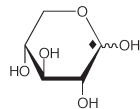
MW 150.08 ¹²C₅H₁₀O₅ [58-86-6]^{UN}
99.9 atom-% ¹²C



Request Price

XYL-003 D-[1-¹³C]xylose

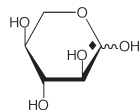
MW 151.12 ¹³CC₄H₁₀O₅ [70849-21-7]



0.1 g \$ 120
0.25 g \$ 220
0.5 g \$ 380
1 g \$ 640

XYL-010 L-[1-¹³C]xylose

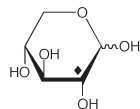
MW 151.12 ¹³CC₄H₁₀O₅ [178101-87-6]



0.25 g \$ 340
0.5 g \$ 600
1 g \$ 1100

XYL-004 D-[2-¹³C]xylose

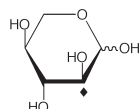
MW 151.12 ¹³CC₄H₁₀O₅ [131771-69-2]



0.25 g \$ 260
0.5 g \$ 435
1 g \$ 730

XYL-011 L-[2-¹³C]xylose

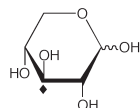
MW 151.12 ¹³CC₄H₁₀O₅ [478506-63-7]



0.25 g \$ 530
0.5 g \$ 940
1 g \$ 1700

XYL-019 D-[3-¹³C]xylose

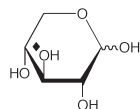
MW 151.12 ¹³CC₄H₁₀O₅ [58-86-6]^{UN}



0.25 g \$ 520
0.5 g \$ 840
1 g \$ 1500

XYL-020 D-[4-¹³C]xylose

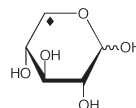
MW 151.12 ¹³CC₄H₁₀O₅ [58-86-6]^{UN}



0.25 g \$ 600
0.5 g \$ 1000
1 g \$ 1800

XYL-005 D-[5-¹³C]xylose

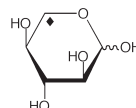
MW 151.12 ¹³CC₄H₁₀O₅ [139657-63-9]



0.25 g \$ 530
0.5 g \$ 920
1 g \$ 1600

XYL-012 L-[5-¹³C]xylose

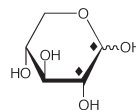
MW 151.12 ¹³CC₄H₁₀O₅ [478506-64-8]



0.1 g \$ 580
0.25 g \$ 1350

XYL-006 D-[1,2-¹³C₂]xylose

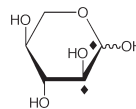
MW 152.12 ¹³C₂C₃H₁₀O₅ [201741-00-6]



0.05 g \$ 110
0.1 g \$ 165
0.25 g \$ 320
0.5 g \$ 560
1 g \$ 1000

XYL-028 L-[1,2-¹³C₂]xylose

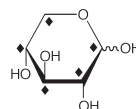
MW 152.12 ¹³C₂C₃H₁₀O₅ [609-06-3]^{UN}



Request Price

XYL-007 D-[UL-¹³C₅]xylose

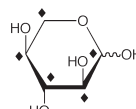
MW 155.10 ¹³C₅H₁₀O₅ [58-86-6]^{UN}



0.05 g \$ 100
0.1 g \$ 150
0.25 g \$ 300
0.5 g \$ 520
1 g \$ 880

XYL-025 L-[UL-¹³C₅]xylose

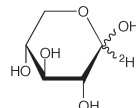
MW 155.10 ¹³C₅H₁₀O₅ [609-06-3]^{UN}



0.05 g \$ 110
0.1 g \$ 165
0.25 g \$ 320
0.5 g \$ 560
1 g \$ 1000

XYL-008 D-[1-²H]xylose

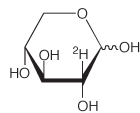
MW 151.14 C₅²HH₉O₅ [288846-89-9]



0.25 g \$ 175
0.5 g \$ 290
1 g \$ 500

XYL-009 D-[2-²H]xylose

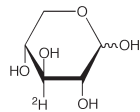
MW 151.14 C₅²HH₉O₅ [288846-91-3]



0.25 g \$ 210
0.5 g \$ 345
1 g \$ 600

XYL-017 D-[3-²H]xylose

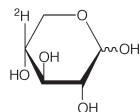
MW 151.14 C₅²HH₉O₅ [58-86-6]^{UN}



Request Price

XYL-014 D-[4-²H]xylose

MW 151.14 C₅²HH₉O₅ [58-86-6]^{UN}

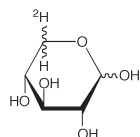


Request Price

XYL-015 D-[5-²H]xylose

MW 151.14 C₅²HH₉O₅ [58-86-6]^{UN}

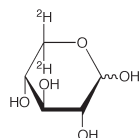
Monodeuterated non-stereospecifically at C5.



0.1 g \$ 140
0.25 g \$ 280
0.5 g \$ 480
1 g \$ 800

XYL-013 D-[5,5'-²H₂]xylose

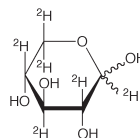
MW 152.15 C₅²H₂H₈O₅ [58-86-6]^{UN}



Request Price

XYL-016 D-[UL-²H₆]xylose

MW 156.17 C₅²H₆H₄O₅ [58-86-6]^{UN}

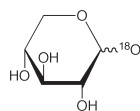


0.05 g \$ 345
0.1 g \$ 645
0.25 g \$ 1280

XYL-031 D-[1-¹⁸O]xylose

MW 152.13 C₅H₁₀¹⁸OO₄ [58-86-6]^{UN}

>90 atom-% ¹⁸O

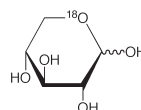


Request Price

XYL-032 D-[5-¹⁸O]xylose

MW 152.13 C₅H₁₀¹⁸OO₄ [58-86-6]^{UN}

>90 atom-% ¹⁸O



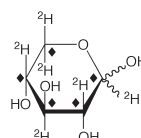
0.01 g \$ 180
0.025 g \$ 360
0.05 g \$ 600

XYL-030 D-[UL-¹³C₅;UL-²H₆]xylose

(D-[UL-¹³C₅;1,2,3,4,5,5'-²H₆]xylose)

MW 161.13 ¹³C₅²H₆H₄O₅ [58-86-6]^{UN}

99 atom-% ¹³C; 97 atom-% ²H



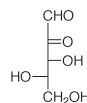
Request Price

XYL-033 L-xylulose

(L-threo-pent-2-ulose)

MW 148.11 C₅H₈O₅ [26188-06-7]

Supplied as an aqueous solution.



Request Price

XYU-001 D-xylulose

(D-threo-pent-2-ulose)

MW 150.13 C₅H₁₀O₅ [551-84-8]

Supplied as an aqueous solution.



0.025 g \$ 80
0.05 g \$ 120
0.1 g \$ 200
0.25 g \$ 350

XYU-009 L-xylulose

(L-threo-pent-2-ulose)

MW 150.13 C₅H₁₀O₅ [527-50-4]

Supplied as an aqueous solution.



0.025 g \$ 120
0.05 g \$ 200
0.1 g \$ 350
0.25 g \$ 680

XYU-002 D-[1-¹³C]xylulose

(D-[1-¹³C]threo-pent-2-ulose)

MW 151.12 ¹³CC₄H₁₀O₅ [131771-46-5]

Supplied as an aqueous solution.



0.25 g \$ 530
0.5 g \$ 920
1 g \$ 1600

Labeled Saccharides, Nucleosides, and Their Derivatives

XYU-003 **D-[2-¹³C]xylulose**
 (D-[2-¹³C]threo-pent-2-ulose)
 MW 151.12 ¹³C₄H₁₀O₅ [131771-47-6]
Supplied as an aqueous solution.



0.25 g	\$	680
0.5 g	\$	1160
1 g	\$	2100

XYU-005 **D-[1,2-¹³C₂]xylulose**
 (D-[1,2-¹³C₂]threo-pent-2-ulose)
 MW 152.11 ¹³C₂C₃H₁₀O₅ [551-84-8]^{UN}
Supplied as an aqueous solution.



Request Price

XYU-006 **D-[UL-¹³C₅]xylulose**
 (D-[UL-¹³C₅]threo-pent-2-ulose)
 MW 155.09 ¹³C₅H₁₀O₅ [551-84-8]^{UN}
Supplied as an aqueous solution.



Request Price

CUSTOM SYNTHESIS

If you do not see the compound you need,
 please remember we offer custom synthesis.
 See page 6 for details.

Catalog Number Index

AAG-001.....59	ALD-06458	ASC-002.....26	FRU-020.....37	GAL-03141
AAG-002.....59	ALD-06523	ASC-003.....26	FRU-021.....35	GAL-03221
ALD-00119	ALD-06653	ASC-005.....26	FRU-022.....35	GAL-03341
ALD-00219	ALD-06922	ASC-006.....26	FRU-023.....35	GAL-03440
ALD-00323	ALD-07022	ASC-007.....26	FRU-024.....36	GAL-03639
ALD-00423	ALD-07122	ASC-008.....26	FRU-025.....36	GAL-03739
ALD-00523	ALD-07238	ASC-009.....26	FRU-026.....36	GAL-03839
ALD-00623	ALD-07343	ASC-010.....26	FRU-027.....35	GAL-03939
ALD-00724	ALD-07458	ASC-011.....26	FRU-028.....37	GAL-04039
ALD-00829	ALD-07580		FRU-029.....34	GAL-04139
ALD-00938	ALD-07641	CEL-00126	FRU-030.....36	GAL-04240
ALD-01038	ALD-07780	CEL-00227	FRU-031.....34	GAL-04341
ALD-01138	ALD-07843	CEL-00327	FRU-034.....35	GAL-04415
ALD-01238	ALD-08043		FRU-035.....37	GAL-04540
ALD-01338	ALD-08133	DEX-001.....33	FRU-037.....35	GAL-04639
ALD-01441	ALD-08343	DIS-001.....39	FRU-038.....35	GAL-04841
ALD-01542	ALL-00120	DIS-002.....67	FRU-039.....36	GLC-00115
ALD-01642	ALL-00220	DIS-003.....67	FRU-040.....36	GLC-00215
ALD-01742	ALL-00320	DIS-004.....68	FRU-041.....36	GLC-00315
ALD-01842	ALL-00420	DIS-005.....68	FRU-042.....36	GLC-00416
ALD-01942	ALL-00520	DIS-006.....68	FRU-043.....36	GLC-00516
ALD-02043	ALL-00620	DIS-007.....68	FUC-001.....37	GLC-00616
ALD-02150	ALL-01220	DIS-008.....68	FUC-002.....37	GLC-00721
ALD-02250	ALL-01320	DIS-009.....68	FUC-003.....38	GLC-00822
ALD-02351	ALL-01420	DIS-010.....61	FUC-004.....38	GLC-00922
ALD-02451	ALT-001.....20	DIS-011.....61	FUC-005.....38	GLC-01029
ALD-02551	ALT-002.....20	DIS-012.....61	FUC-006.....15	GLC-01129
ALD-02651	ALT-003.....20	DIS-013.....16	FUC-007.....37	GLC-01229
ALD-02752	ALT-004.....20	DIS-014.....53	FUC-008.....37	GLC-01330
ALD-02853	ALT-008.....21	DIS-015.....39	FUC-009.....37	GLC-01430
ALD-02957	ALT-010.....20	DIS-016.....39	FUC-010.....37	GLC-01544
ALD-03058	ALT-011.....21		FUC-011.....38	GLC-01645
ALD-03158	ALT-014.....20	ERU-001.....34	FUL-00138	GLC-01745
ALD-03270	ALY-001.....15	ERU-002.....34	FUL-00238	GLC-01845
ALD-03370	API-001.....23	ERY-001.....33		GLC-01945
ALD-03470	API-002.....23	ERY-00233	GAL-00115	GLC-02045
ALD-03570	API-003.....23	ERY-00334	GAL-00221	GLC-02145
ALD-03674	ARA-00124	ERY-00434	GAL-00321	GLC-02245
ALD-03780	ARA-00224	ERY-00534	GAL-00429	GLC-02345
ALD-03880	ARA-00324	ERY-00634	GAL-00540	GLC-02445
ALD-03980	ARA-00424	ERY-00733	GAL-00640	GLC-02545
ALD-04029	ARA-00524	ERY-00833	GAL-00740	GLC-02646
ALD-04138	ARA-00625	ERY-00933	GAL-00840	GLC-02746
ALD-04242	ARA-00725	ERY-01134	GAL-00940	GLC-02846
ALD-04342	ARA-00825	ERY-01234	GAL-01040	GLC-02946
ALD-04442	ARA-00925		GAL-01140	GLC-03046
ALD-04542	ARA-01024	FRU-001.....34	GAL-01240	GLC-03146
ALD-04642	ARA-01125	FRU-002.....34	GAL-01340	GLC-03247
ALD-04742	ARA-01225	FRU-003.....34	GAL-01441	GLC-03347
ALD-04843	ARA-01325	FRU-004.....35	GAL-01541	GLC-03447
ALD-04943	ARA-01925	FRU-005.....35	GAL-01641	GLC-03547
ALD-05043	ARA-02024	FRU-006.....35	GAL-01741	GLC-03647
ALD-05143	ARA-02124	FRU-007.....35	GAL-01841	GLC-03747
ALD-05242	ARA-02324	FRU-008.....35	GAL-01941	GLC-03848
ALD-05342	ARA-02424	FRU-009.....35	GAL-02078	GLC-03948
ALD-05458	ARA-02523	FRU-010.....35	GAL-02178	GLC-04048
ALD-05542	ARA-02623	FRU-011.....35	GAL-02239	GLC-04149
ALD-05658	ARA-02724	FRU-012.....36	GAL-02339	GLC-04248
ALD-05758	ARA-02824	FRU-013.....36	GAL-02441	GLC-04354
ALD-05858	ARA-02925	FRU-014.....36	GAL-02568	GLC-04467
ALD-05943	ARA-03025	FRU-015.....36	GAL-02668	GLC-04578
ALD-06080	ARA-03125	FRU-016.....36	GAL-02740	GLC-04678
ALD-06133	ARA-03225	FRU-017.....37	GAL-02839	GLC-04778
ALD-06270	ARA-03325	FRU-018.....37	GAL-02922	GLC-04915
ALD-06358	ASC-001.....26	FRU-019.....37	GAL-03040	GLC-05015

Catalog Number Index

GLC-05116	GLC-13448	IDO-00452	MAN-02560	NUC-02272
GLC-05216	GLC-13548	IDO-00553	MAN-02660	NUC-02372
GLC-05316	GLC-13648	IDO-00653	MAN-02759	NUC-02472
GLC-05416	GLC-13745	IDO-01353	MAN-02859	NUC-02576
GLC-05530	GLC-13829	IDO-01453	MAN-03059	NUC-02676
GLC-05646	GLC-13929	IDO-01653	MAN-03161	NUC-02776
GLC-05746	GLC-14049	IDO-01752	MAN-03260	NUC-02876
GLC-05847	GLC-14130		MAN-03560	NUC-02976
GLC-05947	GLC-14231	LAC-00155	MAN-03659	NUC-03078
GLC-06048	GLC-14344	LAC-00255	MAN-03960	NUC-03178
GLC-06146	GLC-14846	LAC-00355	MAN-04059	NUC-03278
GLC-06230	GLC-14946	LAC-00455	MAN-04160	NUC-03378
GLC-06367	GLC-15149	LAC-00555	MAN-04260	NUC-03478
GLC-06467	GLC-15316	LAC-00655	MAN-04361	NUC-03527
GLC-06567	GLE-00149	LAC-00755	MAN-04461	NUC-03627
GLC-06667	GLE-00249	LAC-00855	MAN-04561	NUC-03728
GLC-06715	GLE-00350	LAC-00955	MAN-04661	NUC-03829
GLC-06844	GLE-00450	LAC-01055	MAN-04775	NUC-03931
GLC-06948	GLE-00550	LYX-00156	MAN-04931	NUC-04031
GLC-07021	GLE-00650	LYX-00256	MAN-05021	NUC-04132
GLC-07123	GLE-00750	LYX-00356	MAN-05161	NUC-04251
GLC-07244	GLE-00850	LYX-00456	MAN-05261	NUC-04352
GLC-07328	GLE-00950	LYX-00556	MAN-05368	NUC-04476
GLC-07444	GLE-01050	LYX-00656		NUC-04576
GLC-07747	GLE-01150	LYX-00756	NCT-00119	NUC-04678
GLC-07846	GLE-01250	LYX-00856	NCT-00219	NUC-04719
GLC-07945	GLE-01349	LYX-00956	NCT-00379	NUC-04828
GLC-08129	GLE-01549	LYX-01056	NCT-00480	NUC-04927
GLC-08247	GLO-00151	LYX-01156	NEU-00117	NUC-05029
GLC-08623	GLO-00251	LYX-01356	NEU-00217	NUC-05151
GLC-09044	GLO-00351	LYX-01456	NEU-00317	NUC-05231
GLC-09122	GUL-00152	LYX-01556	NEU-00417	NUC-05378
GLC-09221	GUL-00252	LYX-01655	NEU-00518	NUC-05432
GLC-09322	GUL-00352	LYX-01756	NEU-00617	NUC-05627
GLC-09422	GUL-00452	LYX-01856	NEU-00717	NUC-06019
GLC-09543	GUL-01152	LYX-01957	NTS-00179	NUC-06131
GLC-09621	GUL-01252		NTS-00279	NUC-06231
GLC-09722	GUL-01352	MAL-00157	NTS-00379	NUC-06351
GLC-09849	GUL-01452	MAL-00257	NTS-00427	NUC-06431
GLC-09946	GUL-01552	MAL-00357	NTS-00579	NUC-06551
GLC-10244	GUL-01654	MAL-00457	NTS-00679	NUC-06651
GLC-10344		MAN-00117	NTS-00779	NUC-07076
GLC-10445	HEP-00158	MAN-00217	NTS-00879	NUC-07128
GLC-10649	HEP-00643	MAN-00322	NTS-00979	NUC-07253
GLC-10730	HEP-00743	MAN-00459	NUC-00118	
GLC-10830	HEP-00858	MAN-00559	NUC-00218	OLI-00454
GLC-11046	HEP-00958	MAN-00659	NUC-00319	OLI-00565
GLC-11147	HEP-01058	MAN-00759	NUC-00419	OLI-00665
GLC-11244	HEX-00165	MAN-00859	NUC-00519	OLI-00766
GLC-11344	HEX-00265	MAN-00959	NUC-00619	OLI-00866
GLC-11548	HEX-00364	MAN-01059	NUC-00727	OLI-00966
GLC-11648	HEX-00464	MAN-01160	NUC-00827	OLI-01065
GLC-11747	HEX-00517	MAN-01260	NUC-00927	
GLC-11847	HEX-00654	MAN-01360	NUC-01028	PEN-00164
GLC-12067	HEX-00757	MAN-01460	NUC-01128	PEN-00264
GLC-12147	HEX-00866	MAN-01560	NUC-01228	PEN-00363
GLC-12549	HEX-00967	MAN-01617	NUC-01328	PEN-00464
GLC-12648	HEX-01065	MAN-01717	NUC-01428	PEN-00564
GLC-12748	HEX-01165	MAN-01860	NUC-01532	PEN-00664
GLC-12848	HEX-01265	MAN-01960	NUC-01632	PEN-00763
GLC-12949	HEX-01367	MAN-02069	NUC-01732	PEN-00864
GLC-13049		MAN-02169	NUC-01832	PEN-00916
GLC-13130	IDO-00153	MAN-02230	NUC-01932	PEN-01054
GLC-13229	IDO-00253	MAN-02328	NUC-02072	PEN-01157
GLC-13330	IDO-00353	MAN-02460	NUC-02172	PEN-01264

Catalog Number Index

PEN-01366	RIB-02072	TAL-00175	THR-00676	XYL-00481
PEN-01466	RIB-02171	TAL-00275	TRE-00177	XYL-00581
PEN-01563	RIB-02218	TAL-00375	TRE-00277	XYL-00681
PSI-00169	RIB-02318	TAL-00475	TRE-00377	XYL-00781
PSI-00269	RIB-02418	TAL-00575	TRE-00477	XYL-00881
PSI-00369	RIB-02870	TAL-00675	TRE-00577	XYL-00982
PYR-00269	RIB-03070	TAL-00875	TRE-00677	XYL-01081
	RIB-03170	TAL-00975	TRE-00777	XYL-01181
RBU-00173	RIB-03370	TAL-01475	TRE-00877	XYL-01281
RBU-00273	RIB-03470	TAL-01715	TRE-00977	XYL-01382
RBU-00332	RIB-03571	TAL-02018	TRE-01077	XYL-01482
RBU-00472	RIB-03671	TAL-02118	TRE-01177	XYL-01582
RBU-00573	RIB-03772	TAL-02275	TRE-01277	XYL-01682
RHA-00169	RIB-03872	TAL-02375	TRI-00168	XYL-01782
RHA-00269	RIB-03971	TAL-02574	TRI-00268	XYL-01881
RHA-00369	RIB-04072	TAL-02675	TRI-00457	XYL-01981
RHA-00469	RIB-04272	TET-00462	TRI-00562	XYL-02081
RIB-00131		TET-00562	TRI-00662	XYL-02380
RIB-00231	SOR-00173	TET-00662	TRI-00761	XYL-02480
RIB-00332	SOR-00273	TET-00762	TRI-00861	XYL-02581
RIB-00432	SOR-00373	TET-00863	TRI-00961	XYL-02680
RIB-00532	SOR-00473	TET-00963	TRI-01062	XYL-02881
RIB-00670	SOR-00573	TET-01063	TRI-01162	XYL-02980
RIB-00770	SUC-00173	TET-01163	TRI-01216	XYL-03082
RIB-00870	SUC-00274	TET-01254	TRI-01353	XYL-03182
RIB-00971	SUC-00373	TET-01357	TRI-01421	XYL-03282
RIB-01071	SUC-00474	TET-01416	TRI-01566	XYL-03382
RIB-01171	SUC-00574	TET-01563	TRI-01718	XYL-03480
RIB-01271	SUC-00674	TET-01662	TRI-01818	XYU-00182
RIB-01371	SUC-00774	TET-01757	TRI-01967	XYU-00282
RIB-01471	SUC-00874	TET-01866		XYU-00383
RIB-01571		TET-01963	WTR-00180	XYU-00433
RIB-01671	TAG-00174	THR-00175		XYU-00583
RIB-01771	TAG-00274	THR-00276	XYL-00130	XYU-00683
RIB-01871	TAG-00374	THR-00376	XYL-00254	XYU-00982
RIB-01972	TAG-00474	THR-00476	XYL-00381	

Omicron

Biochemicals, Inc.

115 South Hill Street
 South Bend, IN 46617-2701
 USA

574-287-6910 (phone)
 574-287-7165 (fax)
 omicron@omicronbio.com
 www.omicronbio.com